

触摸式感应开关

SENSORswitches



公司发展历程

DEVELOPMENT OF THE COMPANY

CAPTRON是传感器领域里高品质，高创造性的代表。公司的研发及生产重点是各类电容式传感器，产品主要应用于工业控制自动化，公共交通运输以及楼宇技术等领域。

除大量生产的标准产品外，CAPTRON公司同时还是为客户提供供订制传感器的专业供应商。

CAPTRON公司于1983年由Reinhard Bellm先生在德国慕尼黑创立。创建初期，公司的主营业务集中在电容式液位传感器领域。1992年，光电传感器成为CAPTRON公司生产销售的产品之一。1994年，全新研发的触摸式感应开关SENSORswitches开始在工业控制自动化，公共交通运输及楼宇技术等领域投入使用，并从此成为CAPTRON公司最主要的产品之一。

30多年的专业积淀，使CAPTRON成为电容式液位传感器领域最知名的制造商和最具创造力的引领者。CAPTRON的所有产品均可根据客户的实际需求量身定制，并同时确保产品一贯的高品质和可靠性的要求。

CAPTRON stands for high-quality, innovative sensor technology products. The focus of development and production is on capacitive sensors for use primarily in automation and traffic engineering.

Beyond the standard programme, CAPTRON is a specialist for individual customer and application solutions.

CAPTRON Electronic GmbH was founded by Reinhard Bellm in Munich in 1983. Initially, the company focused on capacitive level measurement. Since 1992, optical sensors have been added to the product portfolio. In 1994, capacitive SENSORswitches for industry and traffic engineering were added - one of the main business fields of CAPTRON since then.

More than 30 years of experience make CAPTRON one of the most renowned manufacturers and innovative leaders in the field of capacitive level measurement. CAPTRON produces all probes according to the single order and customer-specific requirements whilst ensuring outstanding quality and reliability.



触摸式感应开关的优势 <i>Advantages of SENSORswitches</i>	第04页 <i>Page 04</i>
触摸式感应开关是如何工作的? <i>How does the SENSORswitch work?</i>	第05页 <i>Page 05</i>
应用领域 <i>Scope of business</i>	第06页 <i>Page 06</i>
输出功能, LED功能 <i>Functions of the output, functions of the LEDs</i>	第08页 <i>Page 08</i>
感应表面直径 Ø 20 mm Operating surface Ø 20 mm	
CHT1 螺栓安装 <i>Screw mounting</i>	第12页 <i>Page 12</i>
感应表面直径 Ø 50 mm Operating surface Ø 50 mm	
CHT3 螺栓安装 <i>Screw mounting</i>	第24页 <i>Page 24</i>
感应表面直径 Ø 63 mm Operating surface Ø 63 mm	
CHT4 螺栓安装 <i>Screw mounting</i>	第32页 <i>Page 32</i>
感应表面直径 Ø 63 mm Operating surface Ø 63 mm	
CHT5 玻璃表面粘贴安装, 可双面控制 <i>Adhesive mounting behind glass, two-sided operation</i>	第40页 <i>Page 40</i>
CHT51 双层玻璃表面粘贴安装, 可双面控制 <i>Adhesive mounting behind double glass, two-sided operation</i>	第44页 <i>Page 44</i>
CHT6 玻璃表面粘贴安装, 单面控制 <i>Adhesive mounting behind glass, single sided operation</i>	第48页 <i>Page 48</i>
CHT61 双层玻璃表面粘贴安装, 单面控制 <i>Adhesive mounting behind double glass, single sided operation</i>	第52页 <i>Page 52</i>
CHT7 玻璃表面粘贴安装, 单面控制 <i>Adhesive mounting on glass, single sided operation</i>	第56页 <i>Page 56</i>
CHT9 粘贴安装, 单面控制 <i>Adhesive Mounting, single sided operation</i>	第60页 <i>Page 60</i>
感应面积 16 cm² Operating surface 16 cm²	
HWT2 扶手杆或墙面安装的下车请求开关 <i>Stop request button for rod an wall mounting</i>	第68页 <i>Page 68</i>
感应表面直径 Ø 50 mm Operating surface Ø 50 mm	
HWT3 带屏幕显示的下车请求开关, 扶手杆安装 <i>Stop request button with display for rod mounting</i>	第74页 <i>Page 74</i>
可选功能及配件 <i>Options and accessory</i>	第80页 <i>Page 80</i>

CAPTRON Electronic GmbH
 Johann-G.-Gutenberg-Str. 7
 D - 82140 Olching
 Tel.: +49 (0)8142 - 44 88 -0
 Fax: +49 (0)8142 - 44 88 -100
 info@captron.com
 www.captron.com

凯本隆电子 (苏州) 有限公司
 苏州工业园区星汉街5号B幢
 1楼12/13单元
 电话: +86 (0)512 - 6767 80 - 45
 传真: +86 (0)512 - 6767 80 - 47
 sales@captron.cn
 www.captron.cn

触摸式感应开关的优势

ADVANTAGES OF SENSORSWITCHES

以下特性使得CAPTRON触碰式感应开关SENSORswitches成为独一无二的产品：

- 超强的密封防水性以及防撞击、防划伤（外壳的主要成分为PC聚碳酸酯）等特性使得它拥有很长的使用寿命。由于感应开关在整个使用过程中没有任何机械式运动，因此产品无需任何保养。
- 无触点的工作原理、防破坏的外部设计以及非常重要的一点：无限循环的开关使用寿命，使得产品凭借其出众的品质广泛应用于包括工业自动化、公共交通运输及楼宇技术在内的多个领域。
- 得益于其巧妙的设计，触摸式感应开关可以方便快速地安装在任意的墙面、门以及玻璃等表面上，从而最大限度地节约安装成本。
- 为了能向客户提供更多样化的服务，CAPTRON公司除了提供标准的传感器产品外，还可以根据客户的要求来研制满足客户特殊需求的产品。包括：特殊的表面标示符号，特定的颜色，各种型号的接插件或连接线，集成听觉反馈或者触觉反馈等。同时，CAPTRON公司也非常愿意能与客户进行紧密的合作，对产品进行更加特殊的设计甚至完成全新产品的研发。

Characteristics making the capacitive CAPTRON SENSORswitch a unique product:

- *Thanks to the water-tight encapsulated electronic system and the weatherproof housing material (poly-carbonate), the pushbuttons have a long service life. Since there is no mechanical motion whatsoever, the SENSORswitch is maintenance-free.*
- *The contact-free switching operation, the vandal-proof system, and, first and foremost, the unlimited switching cycles make our SENSORswitch a high-quality product for several applications in Industrial Automation, Traffic & Transport and Building Technology.*
- *Due to their special design the SENSORswitches can be mounted quickly and flexibly on either walls, doors or glass, resulting in only minimal installation costs.*
- *In addition to the standard programme and to provide users with flexibility, CAPTRON also develops and manufactures products to satisfy customised applications. For example, this includes special symbols, colour requirements, different types of plugs or cables, acoustic and tactile feedback, but also special designs or complete new developments in direct cooperation with the customer.*

触摸式感应开关是如何工作的？

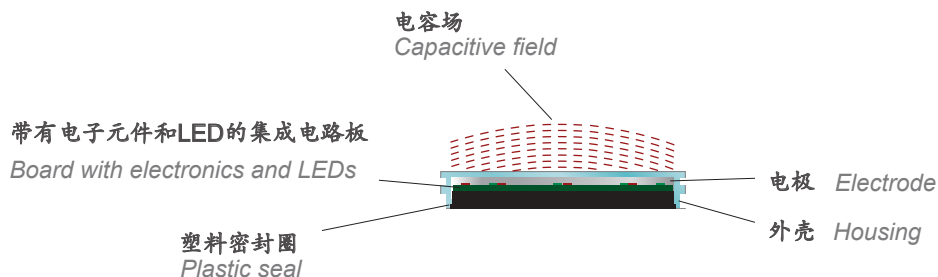
HOW DOES THE SENSORSWITCH WORK?

触摸式感应开关基于电容式的工作原理，无需通过压力触发，只需要用手或者身体的其他部分触碰即可。开关有一个固定的感应距离，但是这个距离会受到触碰速度以及阻尼等因素的影响。

触碰时手指接近速度越快，则感应距离越大，相同速度下拥有更大接触面积的手掌比一根手指触碰时需要的感应距离也更大。

开关的灵敏度在出厂时均已根据公司多年来在工业控制自动化领域的经验，通过其电路程序进行了最佳设定，并在出厂前进行了严格的测试，出厂后则不能再对灵敏度进行调节和改变。

电容式传感器可以测量传感器表面与周围环境之间的电容量。当有物体，例如手，在靠近触摸式感应开关时，电容量即会改变，同时触摸式感应开关就会发出一个输出信号。所谓“电容式”，顾名思义就是对电容量进行测量。触摸式感应开关的表面上方有一个电容场，一般情况下，这个电场都会输出持续稳定的测量信号。电容场会因为手的靠近致使测量值发生改变，当测量值改变到一定程度时，内部的集成电路就会检测到这种变化，从而触发一个开关动作。



人体大部分是由水份组成，所以人体拥有一个相对较高的导电性能，从而基于电容量检测的传感器特别适合用作触摸式感应开关。

SENSORswitches are capacitive pushbuttons which are activated without pressure, using a hand or other parts of the body. The buttons have a determinate sensing distance, which may be altered, however, by varying the approach speed and/or damping factor.

A quickly approaching finger will achieve a higher sensing distance than a slowly approaching finger. A hand, with its larger damping surface, will achieve a greater sensing distance than a finger at the same speed.

Sensitivity of the buttons is specified by the electronic circuit and cannot be changed serially. All sensors are checked for consistent sensitivity values, which have been determined by long-standing experience.

A capacitive sensor measures the capacity between the sensor surface and the surroundings of the sensor. Approaching the SENSORswitch, for example with the hand, increases the capacity and generates an output signal. A field will be generated over the sensor area of the SENSORswitch which provides continuous analogue measurement. If this field is changed by the hand and once this change is sufficiently large, the integrated software detects the change and triggers a switching process.

As human beings consist largely of water, the human body has a relatively high conductivity. This is why sensors based on the capacitive principle are extremely good SENSORswitches.

应用领域

SCOPE OF BUSINESS



06





工业自动化

自公司成立之初，我们的产品就在工业控制自动化及系统工程领域扮演着非常重要的角色。现如今的CAPTRON公司已然成为电容及光电传感器领域为客户提供可靠解决方案的专家。

Our products have played an important part in industrial automation and systems engineering since the company's foundation. Today, CAPTRON is the specialist for customised solutions in the areas of capacitive and optical sensors.

07



公共交通

CAPTRON公司早期就致力于电容传感技术在不同领域的应用，并取得了突出的成果。随后，公司开始专注于电容传感技术更广泛的应用研究，进而在1994年，成功研制出触摸式感应开关，并首次将此产品应用于公共交通领域。

CAPTRON has been specialised in the application and distribution of capacitive sensor technology from the very beginning. During its first successful years, the company focused on further developing the relevant technology, which, in 1994, was first applied in the form of a SENSORswitch in transport engineering.



楼宇科技

自1994年开始，全新研发的触摸式感应开关作为公共交通工具的门控开关在公共交通领域成功投入使用后，产品经过进一步的开发和改进，通过电容原理实现的触摸式感应开关也已广泛地应用于公共建筑及私人住宅中。

Capacitive SENSORswitches have been successfully used in transport engineering for the opening of doors since 1994. Thanks to further development and customisation, SENSORswitches can now also be used in public buildings and private houses.



动态输出
DYNAMIC

具有动态输出功能的感应开关通过电容式感应, 无需压力, 只需要用手或者身体的其他部分触碰。无论触碰时间长短, 输出信号只是一个有特定时长的类脉冲信号。

The dynamic SENSORswitches are capacitive pushbuttons which are activated without pressure, using a hand or other parts of the body. The output signal is limited to a certain time.

每个感应开关都有一个感应距离, 这个感应距离会受到接近速度及阻尼等因素的影响。

The buttons have a determinate sensing distance, which may be altered, however, by varying the approach speed and/or damping factor.

手指接近速度越快, 感应距离就会相应变得更大, 而相同速度下手掌的感应距离也会比手指的感应距离更大。

A quickly approaching finger will achieve a higher sensing distance than a slowly approaching finger. A hand, with its larger damping surface, will achieve a greater sensing distance than a finger at the same speed.



静态输出
STATIC

具有静态输出功能的感应开关通过电容式感应, 无需压力, 只需要用手或者身体的其他部分触碰。

The static SENSORswitches are capacitive pushbuttons which are activated without pressure, using a hand or other parts of the body.

它的输出信号会随着触碰时间延长而一直持续。每个感应开关都有一个感应距离, 这个距离会受到阻尼等因素的影响。

The output signal is high as long as the sensor area is touched. The buttons have a determinate sensing distance, which is depending on the damping factor.

相同速度下手掌的感应距离会比手指的感应距离更大。

A hand, with its larger damping surface, will achieve a greater sensing distance than a finger at the same speed.



开关量输出: PNP - 三极管
Switching output: PNP - transistor



触觉反馈: 震动
Tactile feedback: vibration



开关量输出: NPN - 三极管
Switching output: NPN - transistor



声觉反馈: 信号音
Acoustic feedback: signal tone



开关量输出: 继电器输出
Switching output: potential-free relay output



自锁输出功能
Toggle Flip Flop

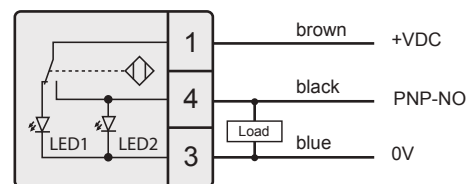
全自动 (示例电路图D)

AUTOMATIC (Example connection diagram D)

A

当触碰开关表面时, LED1灯灭, LED2灯亮。

The LED1 turns off and the LED2 lights up when the operating surface is touched.



09

半自动 (示例电路图P)

SEMI-AUTOMATIC (Example connection diagram P)

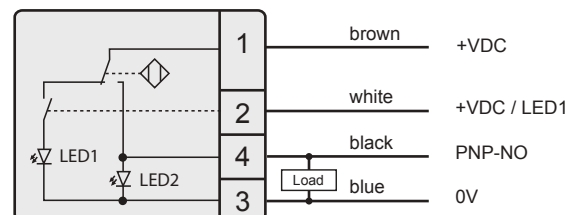
AM

LED1灯可被单独控制

The LED1 can be controlled separately.

当触碰开关表面时, LED1灯灭, LED2灯亮。

The LED1 turns off and the LED2 lights up when the operating surface is touched.



手动 (示例电路图B)

MANUAL (Example connection diagram B)

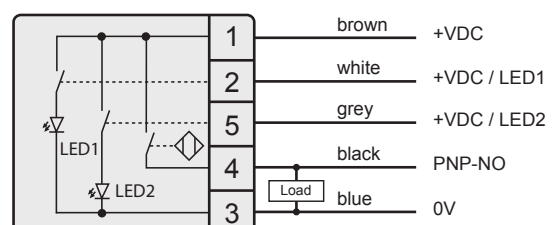
M

LED1灯可被单独控制。

The LED1 can be controlled separately.

LED2灯可被单独控制。

The LED2 can be controlled separately.





CHT1

11

感应表面直径 \varnothing 20 mm
Operating surface \varnothing 20 mm





CHT1 螺栓安装

CHT1 SCREW MOUNTING

不同的应用领域需要不同类型的产品。现在由您来决定哪一款 CHT1 型触摸式感应开关符合您所特有的应用需求——您将拥有广泛的选择空间和无限的可能性。

正是由于可根据您的要求从产品的外观，安装方式，功能以及电气接口等方面来确定一款触摸式感应开关 CHT1 产品，您将不再需要改变原始设计来适应开关的应用，相反地可通过您的选择来决定一款能满足特定电路设计要求的產品。

Different applications require different types of switches. You now decide yourself which CHT1 SENSORswitch is the right one for your application – the possibilities are practically unlimited.

Since you can configure a CHT1 according to your requirements by selecting from a wide range of designs, functions and connections, the applications and circuits no longer have to be adapted to suit the switch – the switch is adapted to suit your applications and circuits.



产品实际尺寸
Original size



- **触摸即可激活开关**

高使用舒适度，无需压力。

- **信号反馈**

两种LED反馈信号可分开控制。

- **防敲击撞击**

防敲击标准IK08，防止火焰和敲击破坏。

- **100 % 防水防油设计 - IP69K**

整个产品采用先进技术和高端材料一体成型。

- **超长使用寿命**

开关循环可达几亿次（三极管开关输出）

- **可用于对卫生标准要求高的行业（特定产品）**

提供满足DIN EN 1672-1/2卫生标准的产品。

- **符合TSI-PRM认证（特定产品）**

依据2008/164/EG条例。

- **Touch Control**

High ease of use, no mechanical pressure required.

- **Feedback**

Optical signals through two LED rings.

- **Shock-resistant**

The sensor cannot be destroyed by lighter flames or severe blows.

- **100 % water & oil-proof - IP69K**

Sensor completely sealed in cast resin.

- **Durable service life**

More than 100 million operation cycles (transistor output).

- **Hygiene-conform design (depends on model)**

Based on DIN EN 1672-1/2.

- **TSI-PRM certified (depends on model)**

By directive 2008/164/EG.



CHT1 螺栓安装

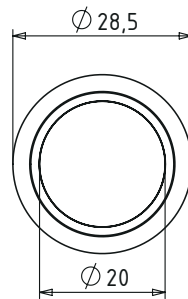
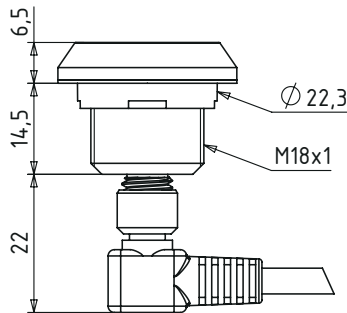
CHT1 SCREW MOUNTING

CHT1-1
CHT1-1

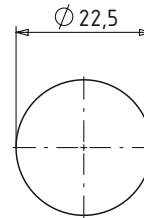


- 可根据客户的不同需求而定制
针对开关外壳、面板、机器等不同使用需求而定
- 多种连接件可供选择 (详见第17页)
- *Can be customised to meet individual requirements*
Ideal for switch housing, panels and machines
- *Various connection variants (see page 17)*

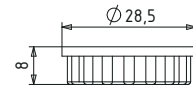
14



开孔图
Hole pattern



螺母
Knurled nut



NPN NPN - 三极管
NPN - transistor

PNP PNP - 三极管
PNP - transistor

REL 继电器输出
Potential-free relay output

TFF 自锁输出功能
Toggle Flip Flop

ST 静态输出
Static

A 全自动
Automatic

AM 半自动
Semi-Automatic

M 手动
Manual

可选颜色
Available colours

表面氧化的铝制外环
Aluminum anodized



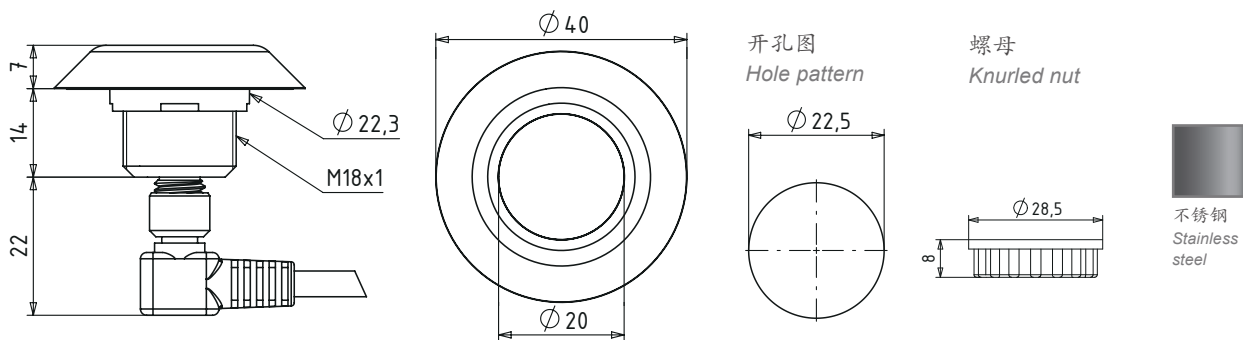
原色
nature

黑色
black

CHT1-1#8 (不锈钢外环)
CHT1-1#8 (Stainless steel)



- 不锈钢材质的加固型外环
医药、医疗及食品等行业的理想选择
- 基于DIN EN 1672-1/2标准的高卫生要求设计
密封边缘，易于清洁
- **Extremely robust housing ring made from stainless steel**
Ideal for pharmaceutical, medical and food industries
- **Hygiene conform housing design according to DIN EN 1672-1/2**
Easy cleaning, as there are no dirt-collecting edges

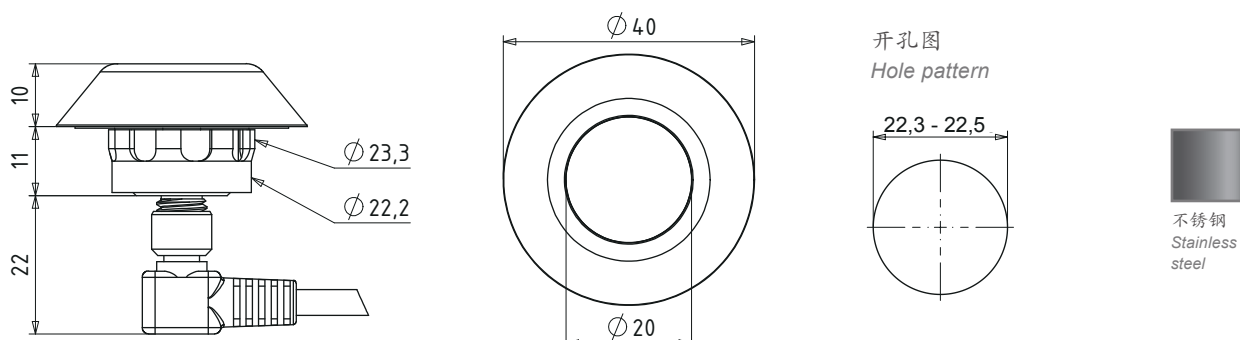


15

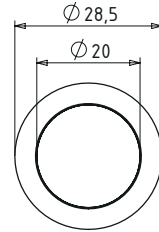
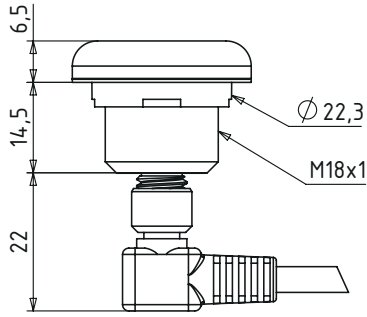
CHT1-T (正面嵌入)
CHT1-T (Snap-in)



- 快速易安装
无需工具也能够轻松安装入孔
- 基于DIN EN 1672-1/2标准的高卫生要求设计
密封边缘，易于清洁
- 嵌入板厚度至少1.5毫米
- **Fast and easy snap-in mounting**
Easily snaps into drill holes without use of tools
- **Hygiene conform housing design according to DIN EN 1672-1/2**
Easy cleaning, as there are no dirt-collecting edges
- **Front plate thickness min. 1.5 mm**



CHT1-1#8/CPM20
CHT1-1#8/CPM20



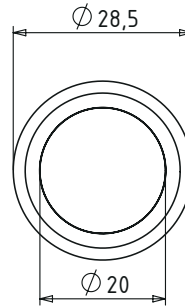
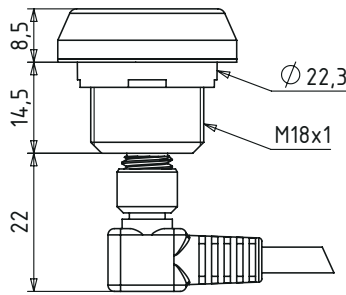
不锈钢
Stainless
steel

- 不锈钢材质的加固型外环
医药、医疗及食品等行业的理想选择

- *Extremely robust housing ring made from stainless steel*
Ideal for pharmaceutical, medical and food industries

CHT1-5 (防误操作设计)
CHT1-5 (Protector)

16



铝
原色氧化
Aluminum
nature

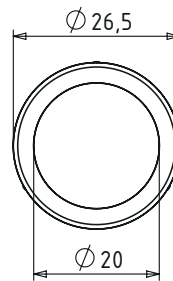
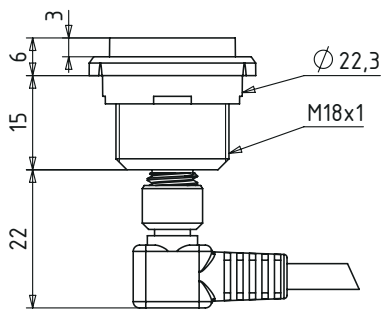


铝
黑色氧化
Aluminum
black

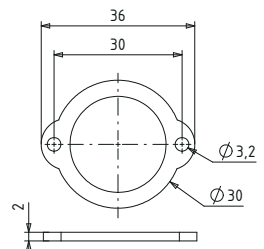
- 外环凸起设置
防止操作者无意识的误触碰

- *Raised housing ring*
Prevents unintentional activation

CHT1-1#X (无外环, 齐平安装)
CHT1-1#X (Flush mounting)



CHT1-锁定环
CHT1-locking ring



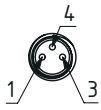
- 可选择与CHT1锁定环一起安装
- *Optional mounting with CHT1 locking ring*

(配件选择: 此项不在标准配套中, 需另外购买)
(Optional accessory, not included in the scope of supply)

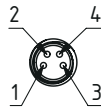
连接器

Connectors

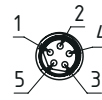
连接器 M8, 3-针
Connector M8, 3-pole



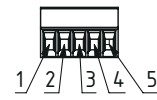
连接器 M8, 4-针
Connector M8, 4-pole



连接器 M8, 5-针
Connector M8, 5-pole



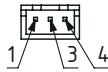
接线板, 5-针
Terminal block, 5-pole



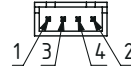
连接器 M12, 8-针
Connector M12, 8-pole



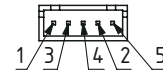
连接器 JST 2.54, 3-针
Connector JST 2.54, 3-pole



连接器 JST 2.54, 4-针
Connector JST 2.54, 4-pole



连接器 JST 2.54, 5-针
Connector JST 2.54, 5-pole



线芯, 200 mm带接线端子
(塑料环箍 DIN 46228
电缆线截面0.25 mm²)

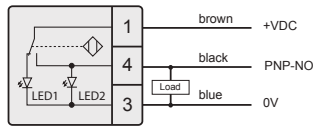
Strands, 200 mm with ferrules
(Ferrules with plastic collar to DIN 46228
Cable cross section strands 0,25 mm²)

以上尺寸单位均为毫米, 非等比例绘制。 All dimensions in mm, not to scale

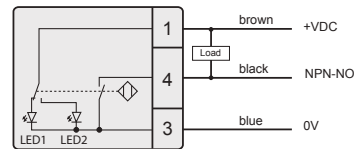
输出信号及电气连接图

DIAGRAM OF FUNCTIONS AND CONNECTION

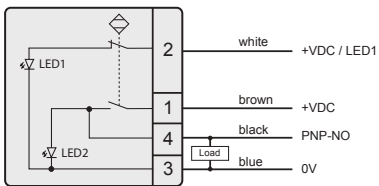
接线图 D (PNP)
Connection diagram D (PNP)



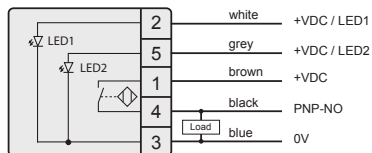
接线图 F (NPN)
Connection diagram F (NPN)



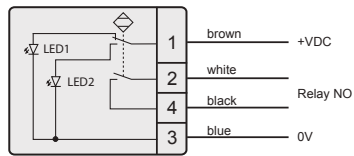
接线图 P (PNP)
Connection diagram P (PNP)



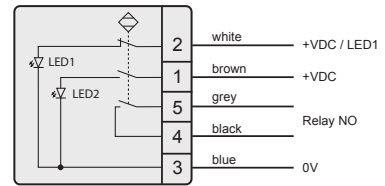
接线图 B (PNP)
Connection diagram B (PNP)



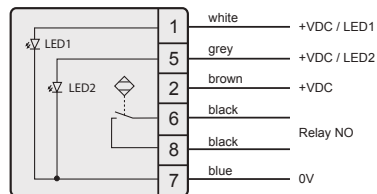
接线图 DRS (1x NO)
Connection diagram DRS



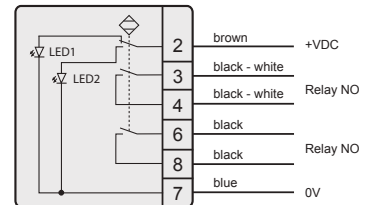
接线图 PRS (1x NO)
Connection diagram PRS



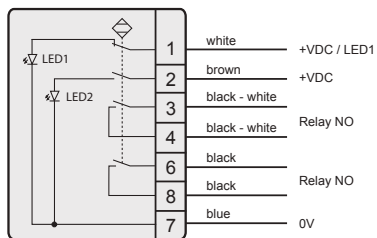
接线图 BRS (1x NO)
Connection diagram BRS



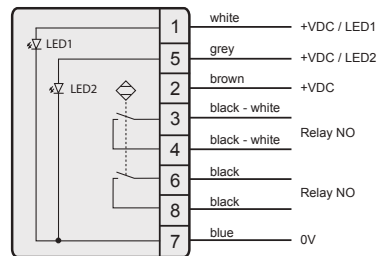
接线图 DRSS (2x NO)
Connection diagram DRSS



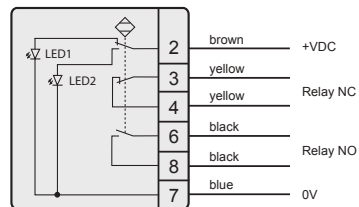
接线图 PRSS (2x NO)
Connection diagram PRSS



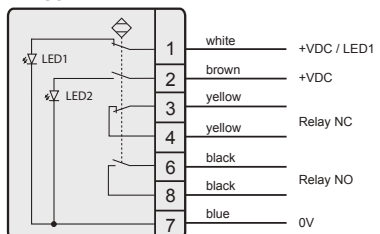
接线图 BRSS (2x NO)
Connection diagram BRSS



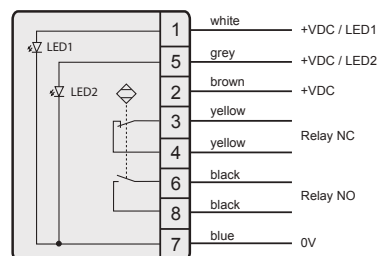
接线图 DRSO (1x NO) (1x NC)
Connection diagram DRSO



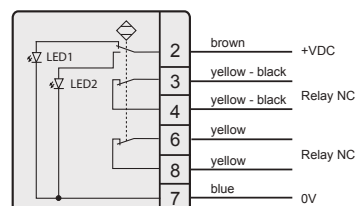
接线图 PRSO (1x NO) (1x NC)
Connection diagram PRSO



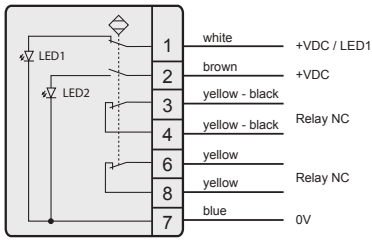
接线图 BRSO (1x NO) (1x NC)
Connection diagram BRSO



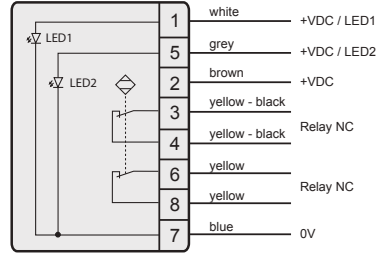
接线图 DROO (2x NC)
Connection diagram DROO



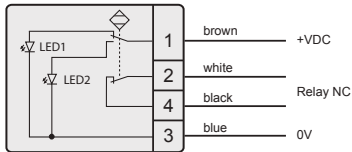
接线图 PROO (2x NC)
Connection diagram PROO



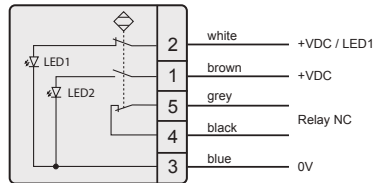
接线图 BROO (2x NC)
Connection diagram BROO



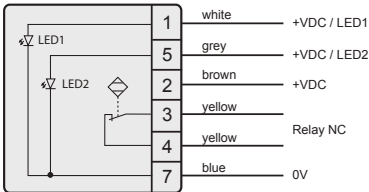
接线图 DRO (1x NC)
Connection diagram DRO



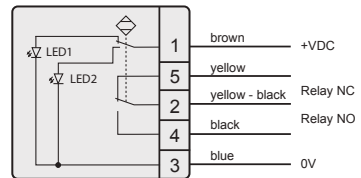
接线图 PRO (1x NC)
Connection diagram PRO



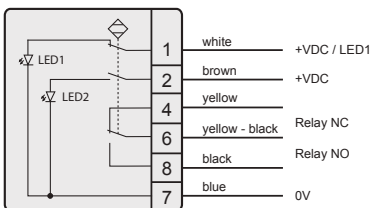
接线图 BRO (1x NC)
Connection diagram BRO



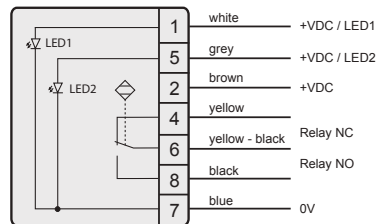
接线图 DRW (1x CO)
Connection diagram DRW



接线图 PRW (1x CO)
Connection diagram PRW



接线图 BRW (1x CO)
Connection diagram BRW



技术参数

TECHNICAL DATA

三级管输出：技术参数 (24V DC, 20°C) Transistor output: Technical data at 24 V and 20 °C

工作电压 Supply voltage	10...30 V DC
负载电流 Load current	Max. 200 mA
输出 Output	PNP-NO / NPN - NO
输出信号 Output signal	连续输出信号 Continuous signal when actuated
LED 1	绿色LED环 Green LED ring
LED 2	红色LED环 Red LED ring
反向电极保护 Reverse polarity protection	所有导线均有错接保护 Protection of all lines
短接保护 Short-circuit protection	具有短路及过载保护功能 Short-circuit and overload protection
电压降 Voltage drop	电流为200 mA时最大为2 V Max. 2 V at 200 mA
电流消耗 Current consumption	电压为24 V时最大为20 mA Max. 20 mA at 24 V
工作温度 Operating temperature	-30...+70 °C
防护等级 Degree of protection	开关正面 IP69K Front side IP69K
操作方式 Type of operation	电容式 Capacitive
操作所需压力 Operation force	无需任何压力 No operation force required
电气接口 Connection	M8 / 线缆 + M12 / 接线板 / 线芯 M8 / cable + M12 / terminal block / strands

继电器输出：技术参数 (24V DC, 20°C) Relay output: Technical data at 24 V and 20 °C

工作电压 Supply voltage	DC 24 V (19. 2...28 V)
接触负载 Contact load	Max. 400 mA / DC 48 V
输出 Output	继电器 NO/NC Relay NO / NC
输出信号 Output signal	连续输出信号 Continuous signal when actuated
LED 1	绿色LED环 Green LED ring
LED 2	红色LED环 Red LED ring
反向电极保护 Reverse polarity protection	+VDC , 0V
短接保护 Short-circuit protection	无 No
电流消耗 Current consumption	电压为24 V时最大为30 mA Max. 30 mA at 24 V
工作温度 Operating temperature	-30...+70 °C
防护等级 Degree of protection	开关正面 IP69K
操作方式 Type of operation	电容式 Capacitive
操作所需压力 Operation force	无需任何压力 No operation force required
电气接口 Connection	M8 / 线缆 + M12 / 接线板 / 线芯 M8 / cable + M12 / terminal block / strands



CHT3

23

感应表面直径 \varnothing 50 mm
Operating surface \varnothing 50 mm





CHT3 螺栓安装

CHT3 SCREW MOUNTING

24



产品实际尺寸
Original size

CHT3系列的触摸式感应开关为螺栓式安装，轻便且易于操作，可广泛应用于工业控制自动化、公共交通运输及医疗卫生等领域。此系列开关能够通过加入声音信号模块来增加听觉反馈，具有高达上亿次开关循环的超长使用寿命。产品在外形设计上充分考虑了残障人士的需求：外环可以选择配有凸起的国际盲文或图案标示。CHT3系列产品已通过TSI-PRM认证。

The capacitive SENSORswitch CHT3 is designed for screw mounting and switch by touch. The field of application extends over the automation, transportation, emergency and information pillars. The SENSORswitch can be equipped in addition to the optical feedback with an acoustic signal. Several million cycles and an extremely long life completes the SENSORswitch. For people with limited mobility, the SENSORswitch is available with Braille or raised symbols at the outer ring. Special versions of CHT3 are certified to TSI-PRM.



- **触摸即可激活开关**
高使用舒适度，无需压力。
- **多信号反馈**
可通过16个LED灯及蜂鸣器进行视觉和听觉的信号反馈。
- **防敲击撞击**
防敲击标准IK08，防止火焰和敲击破坏。
- **100 % 防水防油设计 - IP69K**
整个产品采用先进技术和高端材料一体成型。
- **超长使用寿命**
开关循环可达几亿次(三极管开关输出)。
- **易于操作 (可适用于残疾人)**
彩色外环或感应区域设有盲文和凸起的箭头。
- **符合TSI-PRM认证**
依据2008/164/EG条例。
- **Touch Control**
High ease of use, no mechanical pressure required.
- **Feedback**
Visual and acoustic signals through 16 LEDs and beeper.
- **Shock-resistant**
The sensor cannot be destroyed by lighter flames or severe blows.
- **100 % water & oil-proof - IP69K**
Sensor completely sealed in cast resin.
- **Durable service life**
More than 100 million operation cycles (transistor output).
- **Accessibility**
Braille and raised chevrons on coloured cover ring or sensor area.
- **TSI-PRM certified (depends on model)**
By directive 2008/164/EG.



CHT3 螺栓安装

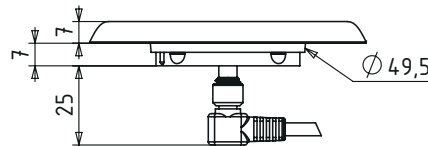
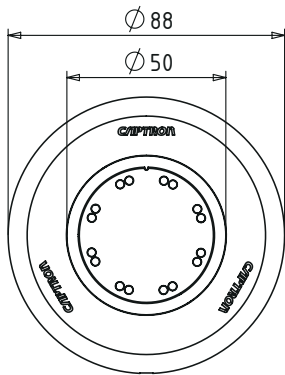
CHT3 SCREW MOUNTING

CHT3-1 / CHT3-2 (标准产品)
CHT3-1 / CHT3-2 (Standard)

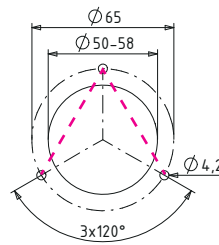


- 外围直径: $\varnothing 88$ mm
- 总体高度: 7 mm
- Total diameter: $\varnothing 88$ mm
- Overall height: 7 mm

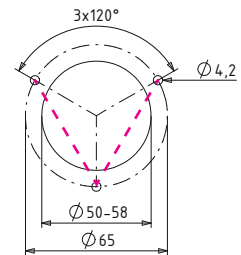
26



开孔图
Hole pattern



A - 安装
A - Mounting



V - 安装
V - Mounting

外环图案

Possible tactile pictograms




盲文标示 (取决于图形样式)

Braille characters (depend on pictogram)



可选颜色

Available colours



动态输出
Dynamic



PNP - 三极管
PNP - transistor



静态输出
Static



手动
Manual

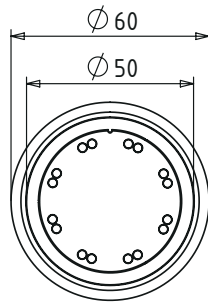


信号音
Signal tone

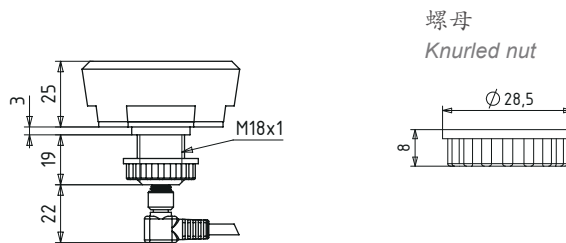


半自动
Semi-Automatic

CHT3-4
CHT3-4



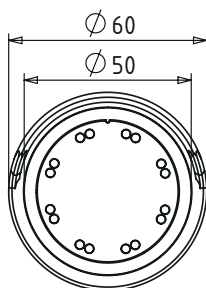
- 安装直径: $\text{Ø} 22.5 \text{ mm}$
- 适用于机械自动化工程及楼宇建筑领域
- *For mounting: $\text{Ø} 22.5 \text{ mm}$*
- *Ideal for use in mechanical engineering and plant building*



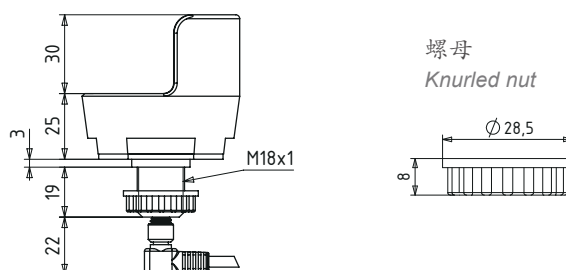
注意: 无法与连接器AMP及JST匹配
Note: not available with connector AMP and JST

27

CHT3-5 (防误操作设计)
CHT3-5 (Protector)



- 集成保护外罩, 防止误操作
- 安装直径: $\text{Ø} 22.5 \text{ mm}$
- 适用于机械自动化工程及楼宇建筑领域
- *With protective collar*
- *For mounting: $\text{Ø} 22.5 \text{ mm}$*
- *Ideal for use in mechanical engineering and plant building*



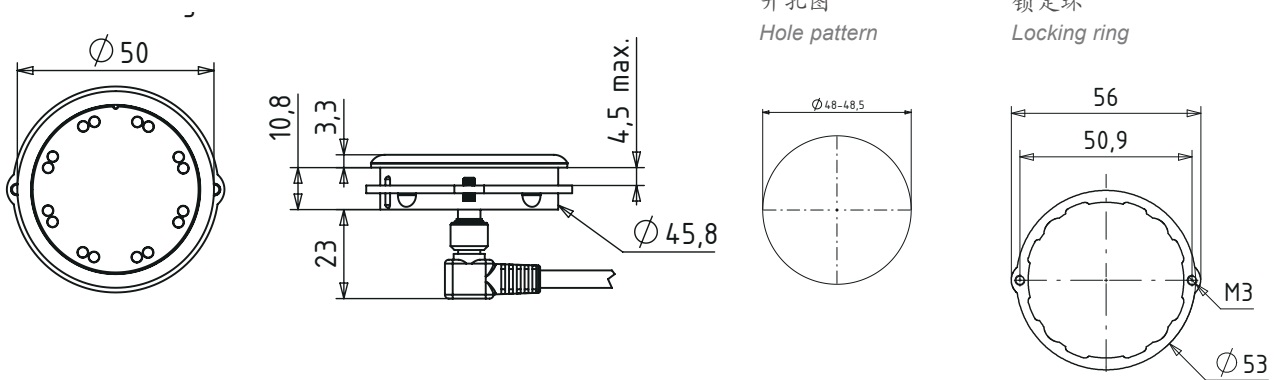
注意: 无法与连接器AMP及JST匹配
Note: not available with connector AMP and JST

以上尺寸单位均为毫米, 非等比例绘制。 All dimensions in mm, not to scale

CHT3-F (板面安装)
CHT3-F (Front plate mounting)

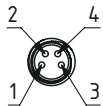


- 板面安装高度仅3.3 mm
- 通过锁定环轻松安装
- Flat panel installation - height just 3.3 mm
- Easy mounting with locking ring

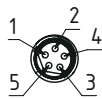


连接器
Connectors

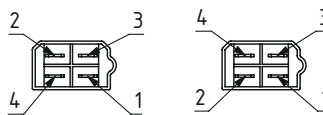
连接器 M8, 4-针
Connector M8, 4-pole



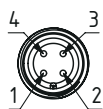
连接器 M8, 5-针
Connector M8, 5-pole



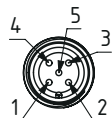
连接器 AMP 6.3, 4-针
Connector AMP 6.3, 4-pole



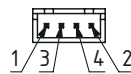
连接器 M12, 4-针
Connector M12, 4-pole



连接器 M12, 5-针
Connector M12, 5-pole



连接器 JST 2.54, 4-针
Connector JST 2.54, 4-pole



连接器 JST 2.54, 5-针
Connector JST 2.54, 5-pole



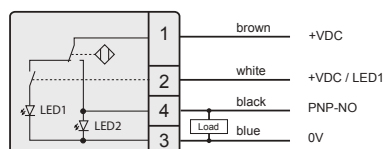
以上尺寸单位均为毫米，非等比例绘制。 All dimensions in mm, not to scale

功能与技术参数

FUNCTIONS AND TECHNICAL DATA

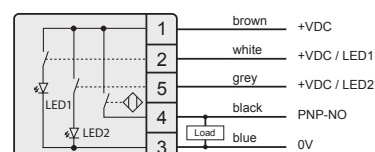
接线图 P (PNP)

Connection diagram P (PNP)



接线图 B (PNP)

Connection diagram B (PNP)



技术参数 (24 V DC, 20 °C) Technical data at 24 V and 20 °C


工作电压 Supply voltage	DC 24 V (16.8...32 V)
负载电流 Load current	Max. 400 mA
输出 Output	PNP-NO
输出信号 Output signal	约 300 ms Approx. 300 ms
LED 1	8 个绿色的LED 8 green LEDs
LED 2	8 个红色的LED 8 red LEDs
反向电极保护 Reverse polarity protection	所有导线均有错接保护 Protection of all lines
短接保护 Short-circuit protection	具有短路及过载保护功能 Short-circuit and overload protection
电压降 Voltage drop	电流为400 mA时最大为3 V Max. 3 V at 400 mA
电流消耗 Current consumption	电压为24 V时最大为30 mA Max. 30 mA at 24 V
工作温度 Operating temperature	-30...+80 °C
防护等级 Degree of protection	工作区域 IP69K Frontside IP69K
操作方式 Type of operation	电容式 Capacitive
操作所需压力 Operation force	无需任何压力 No operation force required
电气接口 Connection	M8 / 线缆 + M8 / M12 / JST / 线芯 / 线缆 + AMP 6.3 M8 / cable + M8 / M12 / JST / strands / cable + AMP 6.3



CHT4

31

感应表面直径 \varnothing 63 mm
Operating surface \varnothing 63 mm





CHT4 螺栓安装

CHT4 SCREW MOUNTING

32



产品实际尺寸
Original size

CHT4系列的触摸式感应开关为螺栓式安装，轻便且易于操作，可广泛应用于工业控制自动化、公共交通运输及医疗卫生等多个领域。此系列开关能够通过加入声音信号模块来增加听觉反馈，具有高达上亿次开关循环的超长使用寿命。产品在外形设计上充分考虑了残障人士的需求：外环可以选择配有凸起的国际盲文或图案标示，开关的有效感应面积达 25cm^2 ，符合DIN 75077的标准。

The capacitive SENSORswitch CHT4 is designed for screw mounting and switch by touch. The field of application extends over the automation, transportation, emergency and information pillars. The SENSORswitch can be equipped in addition to the optical feedback with an acoustic signal and/or a tactile feedback via vibration. Several million cycles and an extremely long life completes the SENSORswitch. For people with limited mobility, the SENSORswitch is available with Braille or raised symbols at the outer ring. It also has a disabled tactile surface of 25 cm^2 DIN according to DIN 75077.



- **触摸即可激活开关**

高使用舒适度，无需压力。

- **多信号反馈**

可通过16个LED灯、振动及蜂鸣器进行视觉、触觉和听觉的信号反馈。

- **防敲击撞击**

防敲击标准IK08，防止火焰和敲击破坏。

- **100 % 防水防油设计 - IP69K**

整个产品采用先进技术和高端材料一体成型。

- **超长使用寿命**

开关循环可达几亿次(三极管开关输出)。

- **易于操作 (可适用于残疾人)**

彩色环或感应区设有盲文和凸起的箭头。
有效感应面积 25 cm²。

- **符合TSI-PRM认证 (特定产品)**

依据2008/164/EG条例。

- **Touch Control**

High ease of use, no mechanical pressure required.

- **Feedback**

Visual, tactile and acoustic signals through 16 LEDs, vibration and beeper.

- **Shock-resistant**

The sensor cannot be destroyed by lighter flames or severe blows.

- **100 % water & oil-proof - IP69K**

Sensor completely sealed in cast resin.

- **Durable service life**

More than 100 million operation cycles (transistor output).

- **Accessibility**

Braille and raised chevrons on coloured cover ring, 25 cm² operating surface.

- **TSI-PRM certified (depends on model)**


By directive 2008/164/EG.



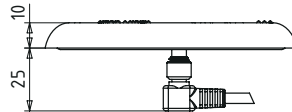
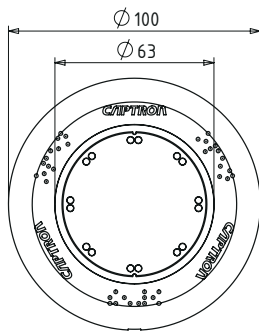
CHT4 螺栓安装

CHT4 SCREW MOUNTING

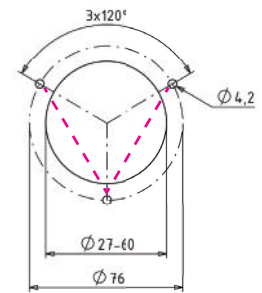
CHT4-2 (标准产品) CHT4-2 (Standard)



- 外围直径: $\varnothing 100$ mm
- 操作面直径: $\varnothing 63$ mm
- Total diameter: $\varnothing 100$ mm
- Big operating surface: $\varnothing 63$ mm



开孔图
Hole pattern



V - 安装
V - Mounting

外环图案

Possible tactile pictograms



盲文标示 (取决于图形样式)

Braille characters (depend on pictogram)



可选颜色

Available colours

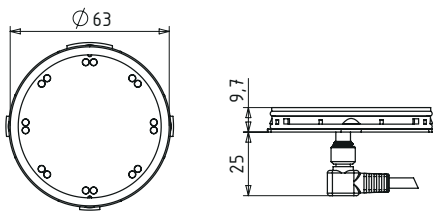


DY 动态输出 Dynamic	A 全自动 Automatic
AM 半自动 Semi-Automatic	M 手动 Manual
喇叭 信号音 Signal tone	PNP PNP - 三极管 PNP - transistor
振动 振动 Vibration	NPN NPN - 三极管 NPN - transistor

CHT4-0
CHT4-0



- 可安装在加固的金属外环上 (铝, 原色氧化)
- Suitable for mounting in robust metal housing (aluminum anodized)



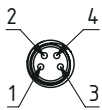
需要配件AH4-1X9/CPM07
(110mm×110mm)
Required accessory AH4-1X9/CPM07
(110 mm x 110 mm)



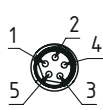
铝
原色氧化
Aluminum
nature

连接器
Connectors

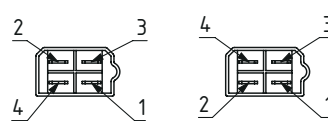
连接器M8, 4-针
Connector M8, 4-pole



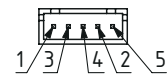
连接器 M8, 5-针
Connector M8, 5-pole



连接器 AMP 6.3, 4-针
Connector AMP 6.3, 4-pole



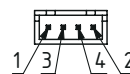
连接器 JST 2.54, 5-针
Connector JST 2.54, 5-pole



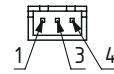
线芯, 200 mm套管
(塑料环箍 DIN 46228
电缆线截面0.25 mm²)

Strands, 200 mm with ferrules
(Ferrules with plastic collar to DIN 46228
Cable cross section strands 0,25 mm²)

连接器 JST 2.54, 4-针
Connector JST 2.54, 4-pole

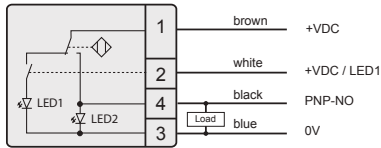


连接器 JST 2.54, 3-针
Connector JST 2.54, 3-pole



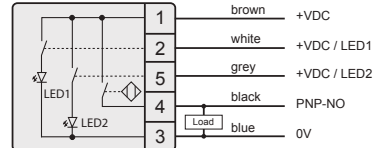
接线图 P (PNP)

Connection diagram P (PNP)



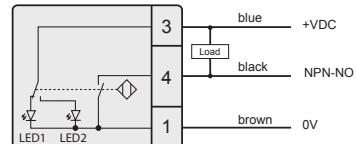
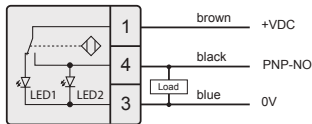
接线图 B (PNP)

Connection diagram B (PNP)



接线图 W (PNP/NPN)

Connection diagram W (PNP/NPN)



技术参数 (24 V DC, 20 °C) Technical data at 24 V and 20 °C

工作电压 Supply voltage	DC 24 V (16.8...32 V) 可选 (Option) : DC 12 V (10.8...14 V)
负载电流 Load current	Max. 200 mA
输出 Output	PNP-NO / NPN-NO
输出信号 Output signal	约 300 ms Approx 300 ms
LED 1	8 个绿色的 LED 8 green LEDs
LED 2	8 个红色的 LEDs 8 red LEDs
反向电极保护 Reverse polarity protection	所有导线均有错接保护 Protection of all lines
短接保护 Short-circuit protection	具有短路及过载保护功能 Short-circuit and overload protection
电压降 Voltage drop	电流为200 mA时最大为3 V Max. 3 V at 200 mA
电流消耗 Current consumption	电压为24 V时最大为30 mA Max. 30 mA at 24 V
工作温度 Operating temperature	-30...+80 °C
防护等级 Degree of protection	正面 IP69K Front IP69K
操作方式 Type of operation	电容式 Capacitive
操作所需压力 Operation force	无需任何压力 No operation force required
电气接口 Connection	M8 / JST / 线芯 / 线缆 + AMP 6.3 M8 / JST / strands / cable + AMP 6.3



CHT4

DESIGN
MEETS


FUNCTIONALITY



CHT5 | CHT51 | CHT6 | CHT61 | CHT7 | CHT9

39


感应表面直径 \varnothing 63 mm
Operating surface \varnothing 63 mm





CHT5 玻璃表面粘贴安装，可双面控制

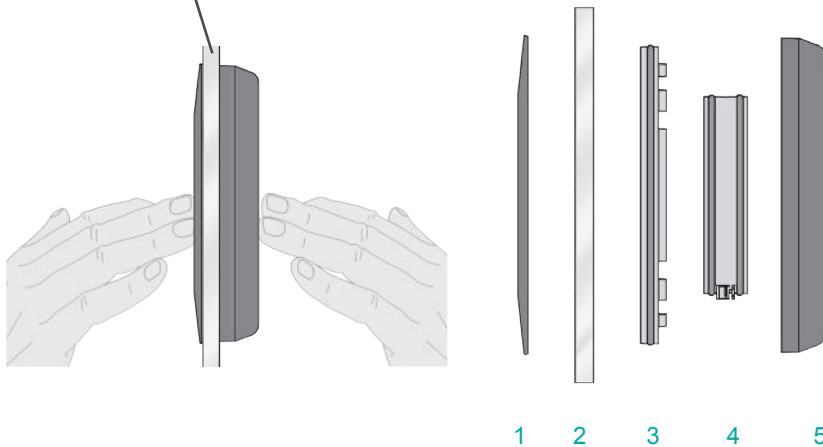
CHT5 ADHESIVE MOUNTING BEHIND GLASS, TWO-SIDED OPERATION



产品实际尺寸
Original size

40

面板厚度最大为6 mm
Pane thickness max. 6 mm



- 1 彩色固定环
Coloured position ring
- 2 玻璃面板 (最大厚度6mm)
Glass pane (up to 6 mm)
丙烯酸玻璃 (最大厚度4mm)
Acrylic pane (up to 4 mm)
- 3 安装法兰
Mounting flange
- 4 传感器
Sensor
- 5 彩色外环
Coloured cover ring



- **粘贴安装**

安装无需任何螺栓。

- **可通过直接接触或透过一层玻璃来进行操作**

无需在玻璃上钻孔。

- **可双面控制**

正反面均可进行操作。

- **信号反馈**

通过16个LED灯进行视觉反馈。

- **防敲击撞击**

防敲击标准IK08，防止火焰和敲击破坏。

- **100 % 防水防油设计 - IP69K**

整个产品采用先进技术和高端材料一体成型。

- **超长使用寿命**

开关循环可达几亿次(三极管开关输出)。

- **易于操作 (可适用于残疾人)**

彩色环或感应区设有盲文和凸起的箭头。

有效感应面积 25 cm²。

- **符合TSI-PRM认证 (特定产品)**

依据2008/164/EG条例。

- **Adhesive mounting**

No screws required.

- **Switching through single glass and direct touch**

No need to drill holes in the panes.

- **Two-sided control**

Can be used on the inside and outside.

- **Feedback**

Visual feedback through 16 LEDs.

- **Shock-resistant**

The sensor cannot be destroyed by lighter flames or severe blows.

- **100 % water & oil-proof - IP69K**

Sensor completely sealed in cast resin.

- **Durable service life**

More than 100 million operation cycles (transistor output).

- **Accessibility**

Braille and raised chevrons on coloured cover ring,

25 cm² operating surface.

- **TSI-PRM certified (depends on model)**


By directive 2008/164/EG.



CHT5 玻璃表面粘贴安装，可双面控制

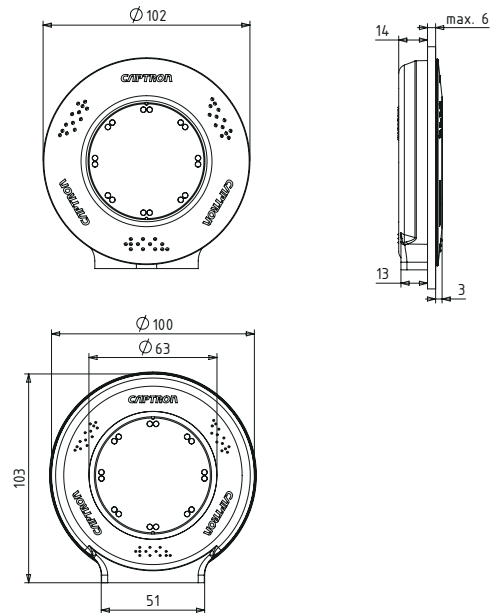
CHT5 ADHESIVE MOUNTING BEHIND GLASS, TWO-SIDED OPERATION

CHT5-1 (标准产品) CHT5-1 (Standard)



外側
Outside

内側
Inside



42


外环图案

Possible tactile pictograms



盲文标识 (取决于图形样式)

Braille characters (depend on pictogram)



可选颜色

Available colours



RAL 5015 RAL 6024 RAL 3020 RAL 1023 RAL 7042 RAL 9017



动态输出
Dynamic



手动



PNP - 三极管
PNP - transistor




半自动

可选角度 Available angles



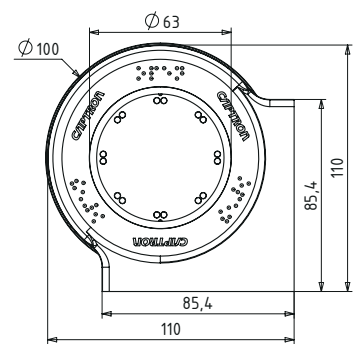
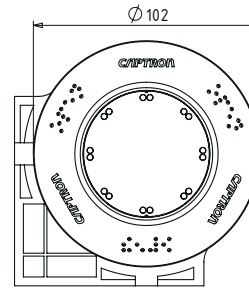
CHT5-6 (边角安装)
CHT5-6 (Corner mounting)



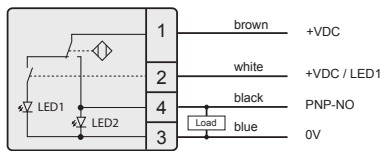
外侧
Outside



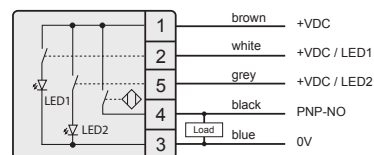
内侧
Inside



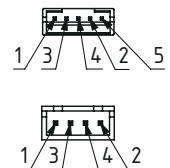
接线图 P (PNP)
Connection diagram P (PNP)



接线图 B (PNP)
Connection diagram B (PNP)



连接器 JST
Connector JST



技术参数 Technical data

	24 V, 20 °C	110 V, 20 °C
工作电压 Supply voltage	16.8...32 V	77...144 V
负载电流 Load current	Max. 400 mA	Max. 15 mA
输出 Output	PNP-NO	
输出信号 Output signal	~ 1 s (取决于脉冲信号持续时间) (depending on the actuation duration)	
LED 1	16个绿色LED灯 16 green LEDs	
LED 2	16个红色LED灯 16 red LEDs	
反向电极保护 Reverse polarity protection	所有导线均有错接保护 Protection of all lines	
短接保护 Short-circuit protection	具有短路及过载保护功能 Short-circuit and overload protection	
电压降 Voltage drop	电流为400 mA时最大为3 V Max. 3V at 400 mA	电流为10 mA时最大为3 V Max. 3 V at 10 mA
电流消耗 Current consumption	电压为24 V时最大为30 mA Max. 30 mA at 24 V	电压为110 V时最大为15 mA Max. 15 mA at 110 V
工作温度 Operating temperature	-30...+80 °C	-25...+70 °C
防护等级 Degree of protection	正面和侧面 IP69K, 连接器 IP20 Front- and backside IP69K, connector IP20	
操作方式 Type of operation	电容式 Capacitive	
操作所需压力 Operation force	无需任何压力 No operation force required	

以上尺寸单位均为毫米, 非等比例绘制。 All dimensions in mm, not to scale



CHT51 双层玻璃表面粘贴安装，可双面控制

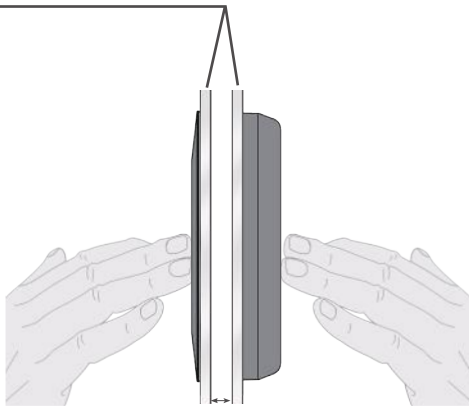
CHT51 ADHESIVE MOUNTING BEHIND DOUBLE GLASS, TWO-SIDED OPERATION



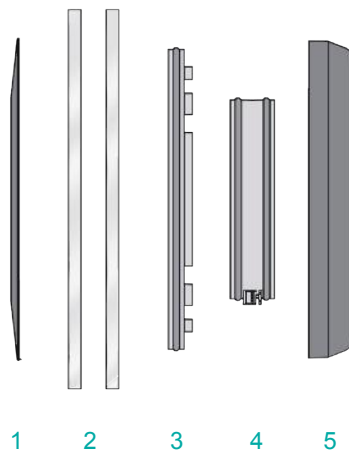
产品实际尺寸
Original size

44

面板厚度最大为4 mm
Pane thickness max. 4 mm



面板间隙最大为8 mm
Pane gap max. 8 mm



- 1 彩色固定环
Coloured position ring
- 2 玻璃面板 (最大厚度4mm)
Glass pane (up to 4 mm)
- 3 安装法兰
Mounting flange
- 4 传感器
Sensor
- 5 彩色外环
Coloured cover ring



- **粘贴安装**

安装无需任何螺栓。

- **可通过直接接触或透过一层玻璃来进行操作**

无需在玻璃上钻孔。

- **可双面控制**

正反面均可进行操作。

- **信号反馈**

通过16个LED灯进行视觉反馈。

- **防敲击撞击**

防敲击标准IK08，防止火焰和敲击破坏。

- **100 % 防水防油设计 - IP69K**

整个产品采用先进技术和高端材料一体成型。

- **超长使用寿命**

开关循环可达几亿次(三极管开关输出)。

- **易于操作 (可适用于残疾人)**

彩色环或感应区设有盲文和凸起的箭头。
有效感应面积 25 cm²。

- **符合TSI-PRM认证 (特定产品)**

依据2008/164/EG条例。

- **Adhesive mounting**

No screws required.

- **Switching through double glass and direct touch**

No need to drill holes in the panes.

- **Two-sided control**

Can be used on the inside and outside.

- **Feedback**

Visual feedback through 16 LEDs.

- **Shock-resistant**

The sensor cannot be destroyed by lighter flames or severe blows.

- **100 % water & oil-proof - IP69K**

Sensor completely sealed in cast resin.

- **Durable service life**

More than 100 million operation cycles (transistor output).

- **Accessibility**

Braille and raised chevrons on coloured cover ring,
25 cm² operating surface.

- **TSI-PRM certified (depends on model)**

By directive 2008/164/EG.



CHT51 双层玻璃表面粘贴安装，可双面控制

CHT51 ADHESIVE MOUNTING BEHIND DOUBLE GLASS, BILATERAL OPERATION

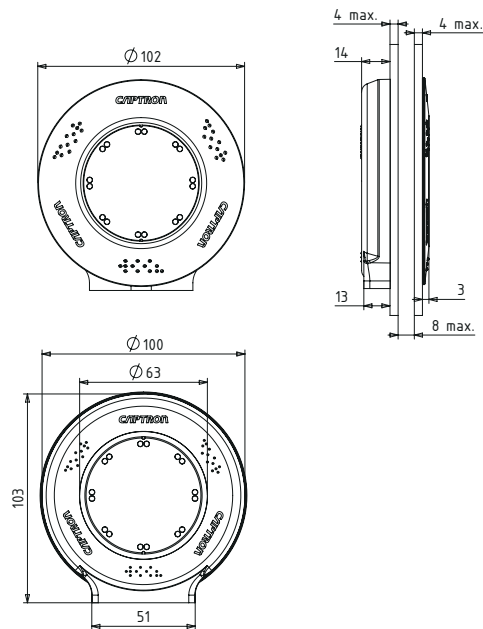
CHT51-1 (标准产品) CHT51-1 (Standard)



外侧
Outside



内侧
Inside



外环图案

Possible tactile pictograms



盲文标识 (取决于图形样式)

Braille characters (depend on pictogram)



可选颜色

Available colours



动态输出
Dynamic



PNP - 三极管
PNP - transistor



半自动

可选角度

Available angles



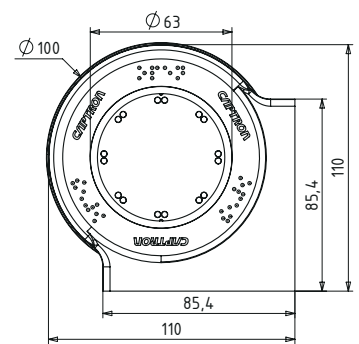
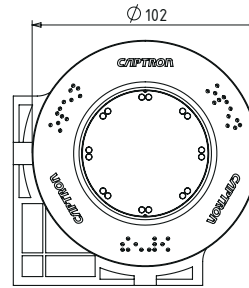
CHT51-6 (边角安装) CHT51-6 (Corner mounting)



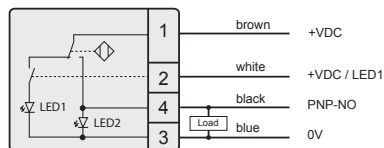
外侧
Outside




内侧
Inside



接线图 P (PNP) Connection diagram P (PNP)



连接器 JST Connector JST



47

技术参数 (24 V, 20 °C) Technical data at 24 V and 20 °C

工作电压 Supply voltage	DC 24 V (16,8...32 V)
负载电流 Load current	Max. 400 mA
输出 Output	PNP-NO
输出信号 Output signal	~1 s (取决于脉冲信号持续时间) (depending on the actuation duration)
LED 1	16个绿色LED灯 16 green LEDs
LED 2	16个红色LED灯 16 red LEDs
反向电极保护 Reverse polarity protection	所有导线均有错接保护 Protection of all lines
短接保护 Short-circuit protection	具有短路及过载保护功能 Short-circuit and overload protection
电压降 Voltage drop	电流为400 mA时最大为3 V Max. 3V at 400 mA
电流消耗 Current consumption	电压24 V时最大为30 mA Max. 30 mA at 24 V
工作温度 Operating temperature	-30...+80 °C
防护等级 Degree of protection	正面和侧面 IP69K, 连接器 IP20 Front- and backside IP69K, connector IP20
操作方式 Type of operation	电容式 Capacitive
操作所需压力 Operation force	无需任何压力 No operation force required
电气接口 Connection	连接器JST Connector JST

以上尺寸单位均为毫米, 非等比例绘制。All dimensions in mm, not to scale



CHT6 玻璃表面粘贴安装，单面控制

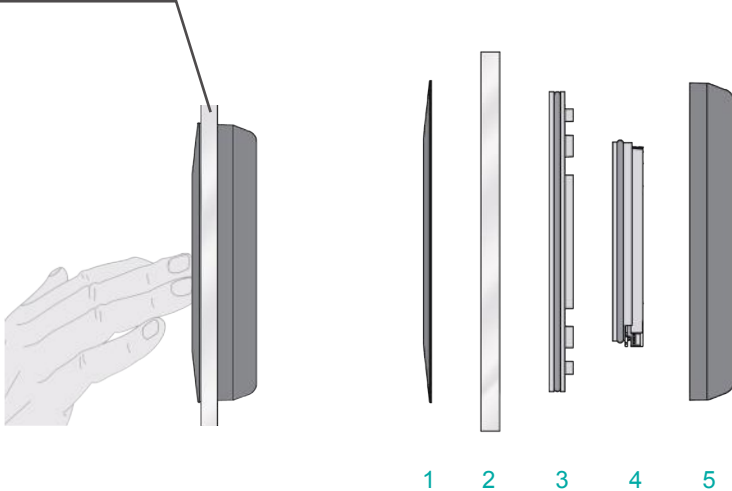
CHT6 ADHESIVE MOUNTING BEHIND GLASS, SINGLE SIDED OPERATION

48



产品实际尺寸
Original size

面板厚度最大为6 mm
Pane thickness max. 6 mm



- 1 彩色固定环
Coloured position ring
- 2 面板 (最大厚度6mm)
Glass pane (up to 6mm)
丙烯酸玻璃 (最大厚度4mm)
Acrylic pane (up to 4 mm)
- 3 安装法兰
Mounting flange
- 4 传感器
Sensor
- 5 彩色外环
Coloured cover ring




- **粘贴安装**
安装无需任何螺栓。
- **可透过双层玻璃来进行操作**
无需在玻璃上钻孔。
- **可双面控制**
正反面均可进行操作。
- **信号反馈**
通过16个LED灯进行视觉反馈。
- **防敲击撞击**
防敲击标准IK08, 防止火焰和敲击破坏。
- **100 % 防水防油设计 - IP69K**
整个产品采用先进技术和高端材料一体成型。
- **超长使用寿命**
开关循环可达几亿次(三极管开关输出)。
- **易于操作 (可适用于残疾人)**
彩色环或感应区设有盲文和凸起的箭头。
有效感应面积 25 cm²。
- **符合TSI-PRM认证 (特定产品)**
依据2008/164/EG条例。
- **Adhesive mounting**
No screws required.
- **Switching through single glass**
No need to drill holes in the panes.
- **One-sided control**
Can be used on the outside only.
- **Feedback**
Visual feedback through 16 LEDs.
- **Shock-resistant**
The sensor cannot be destroyed by lighter flames or severe blows.
- **100 % water & oil-proof - IP69K**
Sensor completely sealed in cast resin.
- **Durable service life**
More than 100 million operation cycles (transistor output).
- **Accessibility**
Braille and raised chevrons on coloured cover ring,
25 cm² operating surface.
- **TSI-PRM certified (depends on model)**
By directive 2008/164/EG.



CHT6 玻璃表面粘贴安装，单面控制

CHT6 ADHESIVE MOUNTING BEHIND GLASS, SINGLE SIDED OPERATION

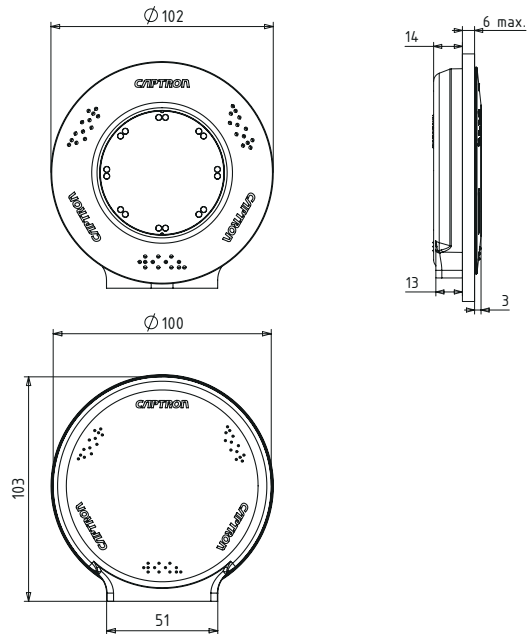
50



外侧
Outside



内侧
Inside



外环图案

Possible tactile pictograms



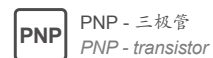
盲文标识 (取决于图形样式)

Braille characters (depend on pictogram)



可选颜色

Available colours



可选角度

Available angles



CHT6-6 (边角安装)

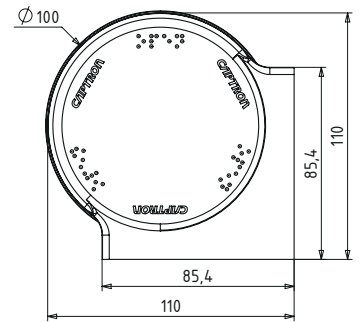
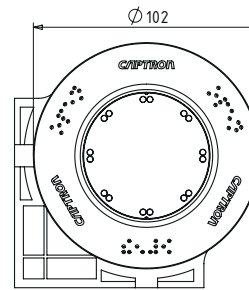
CHT6-6 (Corner mounting)



外侧
Outside

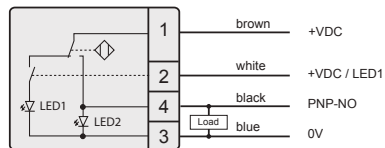


内侧
Inside



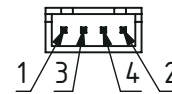
接线图 P (PNP)

Connection diagram P (PNP)



连接器 JST

Connector JST



51

技术参数 (24 V, 20 °C) Technical data at 24 V and 20 °C

工作电压 Supply voltage	DC 24 V (16,8...32 V) 可选: DC 12 V (10,8...14 V)
负载电流 Load current	Max. 400 mA
输出 Output	PNP-NO
输出信号 Output signal	~1 s (取决于脉冲信号持续时间) (depending on the actuation duration)
LED 1	8个绿色LED灯 8 green LEDs
LED 2	8个红色LED灯 8 red LEDs
反向电极保护 Reverse polarity protection	所有导线均有错接保护 Protection of all lines
短接保护 Short-circuit protection	具有短路及过载保护功能 Short-circuit and overload protection
电压降 Voltage drop	电流为400 mA时最大为3 V Max. 3 V at 400 mA
电流消耗 Current consumption	电压24 V时最大为20 mA Max. 20 mA at 24 V
工作温度 Operating temperature	-30...+80 °C
防护等级 Degree of protection	正面和侧面 IP69K, 连接器 IP20 Front- and backside IP69K, connector IP20
操作方式 Type of operation	电容式 Capacitive
操作所需压力 Operation force	无需任何压力 No operation force required
电气接口 Connection	连接器 JST Connector JST

以上尺寸单位均为毫米, 非等比例绘制。 All dimensions in mm, not to scale



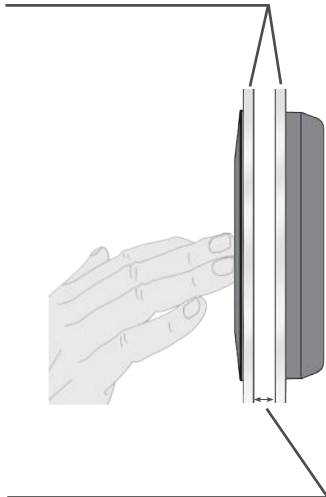
CHT61 双层玻璃表面粘贴安装，单面控制

CHT61 ADHESIVE MOUNTING BEHIND DOUBLE GLASS, SINGLE SIDED OPERATION

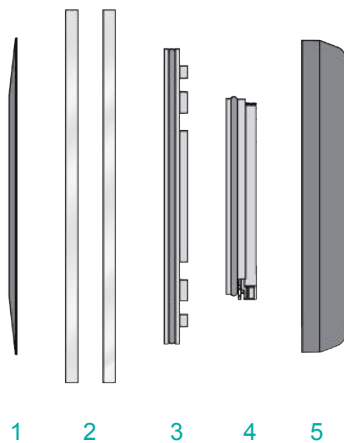


产品实际尺寸
Original size

面板厚度最大为4 mm
Pane thickness max. 4 mm



面板间隙最大为8 mm
Pane gap max. 8 mm



- 1 彩色固定环
Coloured position ring
- 2 面板 (最大厚度4mm)
Glass pane (up to 4mm)
- 3 安装法兰
Mounting flange
- 4 传感器
Sensor
- 5 彩色外环
Coloured cover ring



- **粘贴安装**
安装无需任何螺栓。
- **可透过双层玻璃来进行操作**
无需在玻璃上钻孔。
- **单面控制**
仅能从外侧进行操作。
- **信号反馈**
通过16个LED灯进行视觉反馈。
- **防敲击撞击**
防敲击标准IK08，防止火焰和敲击破坏。
- **100 % 防水防油设计 - IP69K**
整个产品采用先进技术和高端材料一体成型。
- **超长使用寿命**
开关循环可达几亿次(三极管开关输出)。
- **易于操作 (可适用于残疾人)**
彩色环或感应区设有盲文和凸起的箭头。
有效感应面积 25 cm²。
- **符合TSI-PRM认证 (特定产品)**
依据2008/164/EG条例。
- **Adhesive mounting**
No screws required.
- **Switching through double glass**
No need to drill holes in the panes.
- **One-sided control**
Can be used on the outside only.
- **Feedback**
Visual feedback through 16 LEDs.
- **Shock-resistant**
The sensor cannot be destroyed by lighter flames or severe blows.
- **100 % water & oil-proof - IP69K**
Sensor completely sealed in cast resin.
- **Durable service life**
More than 100 million operation cycles (transistor output).
- **Accessibility**
Braille and raised chevrons on coloured cover ring,
25 cm² operating surface.
- **TSI-PRM certified (depends on model)**
By directive 2008/164/EG.



CHT61 双层玻璃表面粘贴安装，单面控制

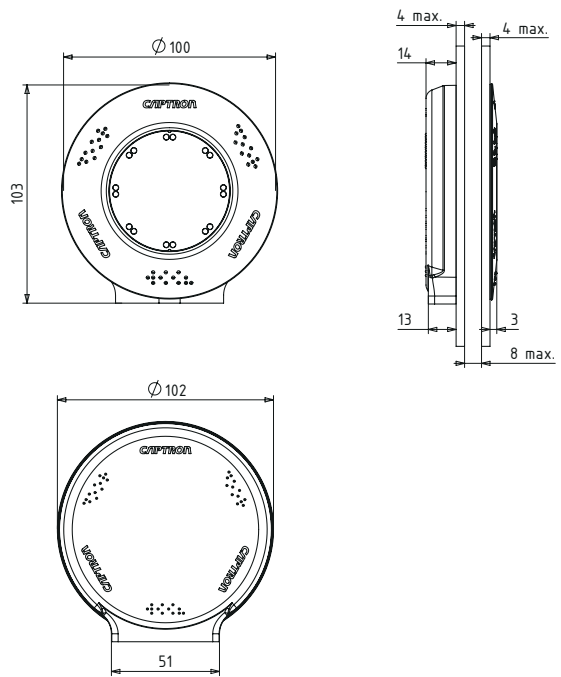
CHT61 ADHESIVE MOUNTING BEHIND DOUBLE GLASS, SINGLE SIDED OPERATION

CHT61-1 (标准产品) CHT61-1 (Standard)



外侧
Outside

内侧
Inside



54

外环图案

Possible tactile pictograms



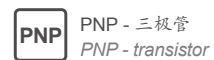
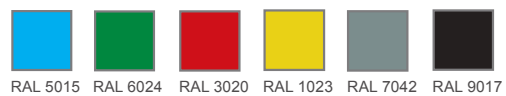
盲文标识 (取决于图形样式)

Braille characters (depend on pictogram)



可选颜色

Available colours



可选角度

Available angles



CHT61-6 (边角安装)

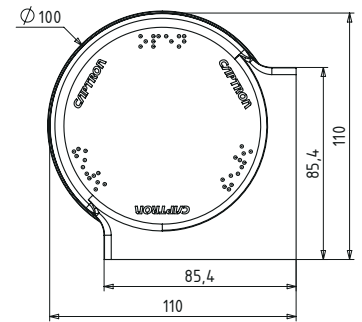
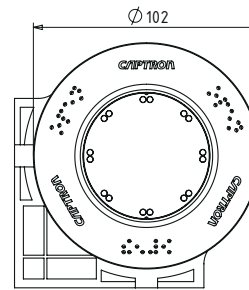
CHT61-6 (Corner mounting)



外侧
Outside



内侧
Inside



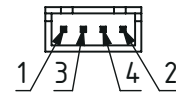
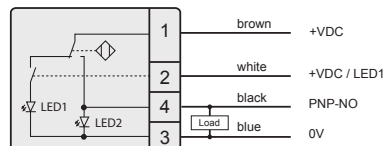
接线图 P (PNP)

Connection diagram P (PNP)



连接器 JST

Connector JST



55

技术参数 (24 V, 20 °C) Technical data at 24 V and 20 °C

工作电压 Supply voltage	DC 24 V (16,8...32 V)
负载电流 Load current	Max. 400 mA
输出 Output	PNP-NO
输出信号 Output signal	~ 1 s (取决于脉冲信号持续时间) (depending on the actuation duration)
LED 1	8个绿色LED灯 8 green LEDs
LED 2	8个红色LED灯 8 red LEDs
反向电极保护 Reverse polarity protection	所有导线均有错接保护 Protection of all lines
短接保护 Short-circuit protection	具有短路及过载保护功能 Short-circuit and overload protection
电压降 Voltage drop	电流为400 mA时最大为3 V Max. 3 V at 400 mA
电流消耗 Current consumption	电压24 V时最大为20 mA Max. 20 mA at 24 V
工作温度 Operating temperature	-30...+80 °C
防护等级 Degree of protection	正面和侧面 IP69K, 连接器 IP20 Front- and backside IP69K, connector IP20
操作方式 Type of operation	电容式 Capacitive
操作所需压力 Operation force	无需任何压力 No operation force required
电气接口 Connection	连接器 JST Connector JST

以上尺寸单位均为毫米, 非等比例绘制。All dimensions in mm, not to scale



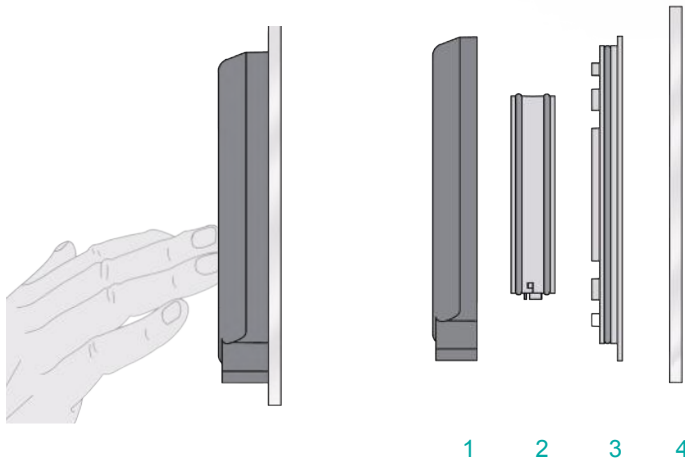
CHT7 玻璃表面粘贴安装，单面控制

CHT7 ADHESIVE MOUNTING ON GLASS, SINGLE SIDED OPERATION



产品实际尺寸
Original size

56



- 1 彩色外环
Coloured cover ring
- 2 传感器
Sensor
- 3 安装法兰
Mounting flange
- 4 玻璃、亚克力、金属板
Glass-, acrylic- or metalplate



- **粘贴安装**

安装无需任何螺栓。

- **触摸即可激活开关**

高使用舒适度，无需压力

- **单面控制**

仅能从外侧进行操作。

- **信号反馈**

通过16个LED灯和振动进行视觉和触觉的信号反馈。

- **防敲击撞击**

防敲击标准IK08，防止火焰和敲击破坏。

- **100 % 防水防油设计 - IP69K**

整个产品采用特殊材质一体浇筑而成。

- **超长使用寿命**

开关循环可达几亿次(三极管开关输出)。

- **易于操作 (可适用于残疾人)**

彩色环或感应区设有盲文和凸起的箭头。
有效感应面积 25 cm²。

- **符合TSI-PRM认证 (特定产品)**

依据2008/164/EG条例。

- **Adhesive mounting**

No screws required.

- **Touch Control**

High ease of use, no mechanical pressure required.

- **One-sided control**

Can be used on the inside only.

- **Feedback**

Visual and tactile signals through 16 LEDs and vibration.

- **Shock-resistant**

The sensor cannot be destroyed by lighter flames or severe blows.

- **100 % water & oil-proof - IP69K**

Sensor completely sealed in cast resin.

- **Durable service life**

More than 100 million operation cycles (transistor output).

- **Accessibility**

Braille and raised chevrons on coloured cover ring,
25 cm² operating surface.

- **TSI-PRM certified (depends on model)**

By directive 2008/164/EG.



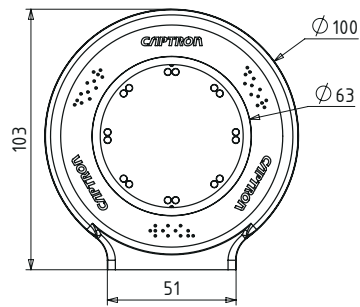
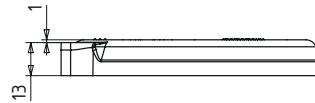
CHT7 玻璃表面粘贴安装, 单面控制

CHT7 ADHESIVE MOUNTING ON GLASS, SINGLE SIDED OPERATION

CHT7-1 (标准产品) CHT7-1 (Standard)



背面视图
Backside view



- 花纹玻璃及墙体表面安装的理想选择
*Ideal for IMPRINTED glass surfaces
or wall mounting*

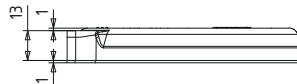
58

CHT7-1/PL (可选)



背面视图
Backside view

- 透明玻璃表面安装的理想选择
- 胶膜粘贴表面全覆盖
- *Ideal for transparent glass surfaces*
- *Sight cover with adhesive film
covering the entire surface*



整面覆盖
With sight cover

盲文标识 Braille



DY 动态输出
Dynamic

AM 半自动

PNP PNP - 三极管
PNP - transistor

V 振动
Vibration

可选颜色 Available colours

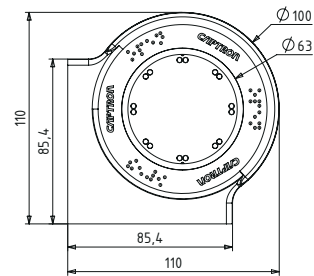


可选角度 Available angles



CHT7-6 (边角安装)

CHT7-6 (Corner mounting)



CHT7-2#L (金属材质)

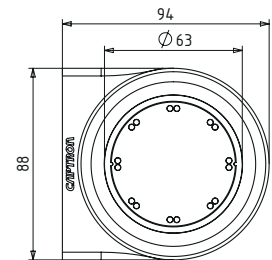
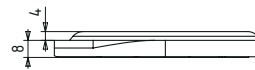
CHT7-2#L (Metal version)



颜色
Colour

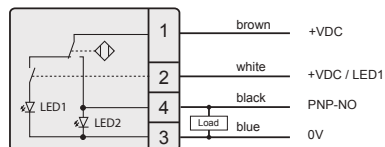


泰坦银 (铝涂层)
Titan silver (painted aluminum)



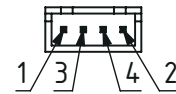
接线图 P (PNP)

Connection diagram P (PNP)



连接器 JST

Connector JST



技术参数 (24 V, 20 °C) Technical data at 24 V and 20 °C

工作电压 Supply voltage	DC 24 V (16.8...32 V)
负载电流 Load current	Max. 400 mA
输出 Output	PNP-NO
输出信号 Output signal	约300 ms Approx. 300 ms
LED 1	8个绿色LED灯 8 green LEDs
LED 2	8个红色LED灯 8 red LEDs
反向电极保护 Reverse polarity protection	所有导线均有错接保护 Protection of all lines
短接保护 Short-circuit protection	具有短路及过载保护功能 Short-circuit and overload protection
电压降 Voltage drop	电流为400 mA时最大为3 V Max. 3 V at 400 mA
电流消耗 Current consumption	电压24 V时最大为20 mA Max. 20 mA at 24 V
工作温度 Operating temperature	-30...+80 °C
防护等级 Degree of protection	正面和侧面 IP69K, 连接器 IP20 Front- and backside IP69K, connector IP20
操作方式 Type of operation	电容式 Capacitive
操作所需压力 Operation force	无需任何压力 No operation force required
电气接口 Connection	连接器 JST Connector JST

以上尺寸单位均为毫米, 非等比例绘制。 All dimensions in mm, not to scale



CHT9 粘贴安装

CHT9 ADHESIVE MOUNTING

60



实际产品尺寸
Original size

CHT9系列触摸式感应开关具有非常灵活的安装和应用范围，您可根据实际需求，选择将产品安装在玻璃或金属的表面上。同时，CHT9还可用作交通运输和楼宇建筑领域的开门按钮，其全玻璃材质系列产品可满足食品及医疗行业的卫生标准。除了传感器元件本身之外，无需再有另外的安装孔，您可通过高性能的粘贴胶膜实现简便而牢固的安装。突出表面仅3mm的高度使CHT9成为触摸式感应开关各个系列产品中最薄的一款。

The SENSORswitches in the CHT9 series are capacitive switches with an exceptionally flexible range of mounting and application options on glass or metal surfaces. The switches can be used for opening doors in transportation and building technology, and come in a hygienic version made entirely of glass for use in the medical and foodstuffs sectors. Besides to the hole for the sensor element no further mounting holes are required, thus a simple and easy mounting is achieved by means of high-performance adhesive film. With only 3 mm structure CHT9 is one of the flattest SENSORswitch in the series.



- **粘贴安装**

安装无需任何螺栓。

- **触摸即可激活开关**

高使用舒适度，无需压力

- **多信号反馈**

可通过16个LED灯、振动及蜂鸣器进行视觉、触觉和听觉的信号反馈。

- **防敲击撞击**

防敲击标准IK08，防止火焰和敲击破坏。

- **100 % 防水防油设计 - IP69K**

整个产品采用先进技术和高端材料一体成型。

- **超长使用寿命**

开关循环可达几亿次(三极管开关输出)。

- **可用于对卫生标准要求高的行业 (特定产品)**

提供满足DIN EN 1672-1 和DIN EN1672-2卫生标准的产品。

- **符合TSI-PRM认证 (特定产品)**

依据2008/164/EG条例。

- **Adhesive mounting**

No screws required.

- **Touch Control**

High ease of use, no mechanical pressure required.

- **Feedback**

Visual, tactile and acoustic signals through 16 LEDs, vibration and beeper.

- **Shock-resistant**

The sensor cannot be destroyed by lighter flames or severe blows.

- **100 % water & oil-proof - IP69K**

Sensor completely sealed in cast resin.

- **Durable service life**

More than 100 million operation cycles (transistor output).

- **Hygiene-conform design (depends on model)**

Based on DIN EN 1672-1/2.

- **TSI-PRM certified (depends on model)**

By directive 2008/164/EG.



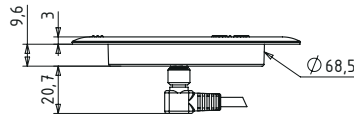
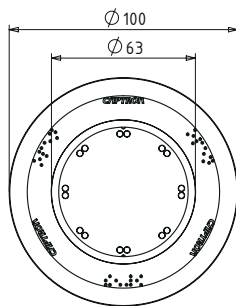
CHT9 粘贴安装

CHT9 ADHESIVE MOUNTING

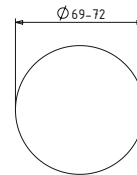
CHT9-1 (墙面安装) CHT9-1 (Wall mounting)



- 金属板材安装的理想选择
- 极扁平的设计(厚度仅3 mm)
- Ideal for mounting on sheet metal
- Extremely flat shape (3 mm)




开孔图
Hole pattern



外环图案

Possible tactile pictograms



盲文标示 (取决于图形样式)

Braille characters (depend on pictogram)



动态输出
Dynamic



半自动
Semi-Automatic



PNP - 三极管
PNP - transistor



NPN - 三极管
NPN - transistor



振动
Vibration



信号音
Signal tone

可选颜色

Available colours



RAL 5015



RAL 3020



RAL 6024



RAL 1023




RAL 7042

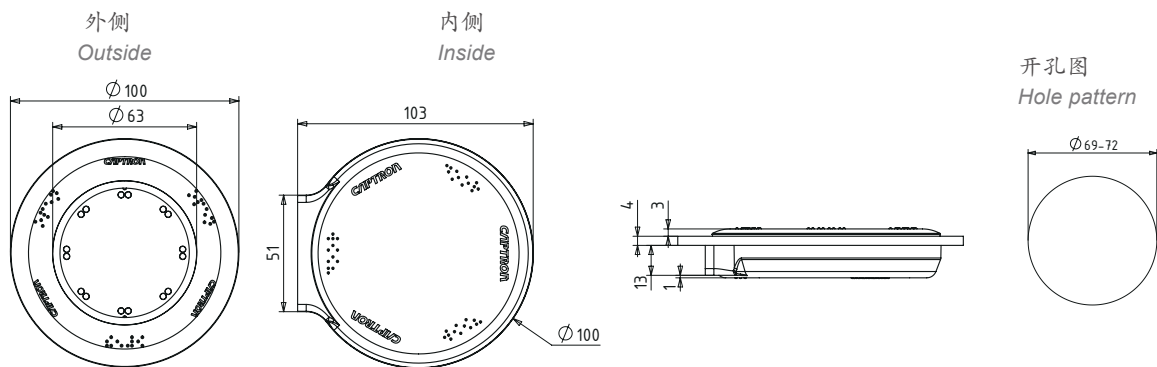


RAL 9017

CHT9-P (玻璃安装)
CHT9-P (Glas mounting)



- 深色玻璃表面安装的理想选择
- 电缆隐蔽在后盖中
- 极扁平的设计(厚度仅3 mm)
- *Ideal for dark tinted glass*
- *Cable outlet on the side with cap*
- *Extremely flat shape (3 mm)*

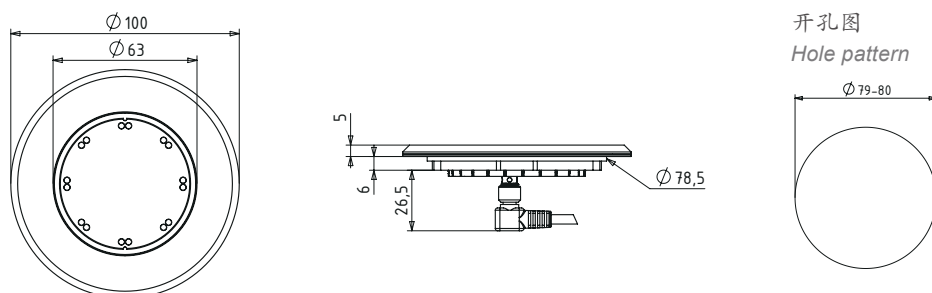


63

CHT9-G (符合卫生标准)
CHT9-G (Hygiene-conform)



- 正面部分采用全钢化玻璃制成
- 符合卫生标准的清洁过程
- 是医药、医疗及食品工业的理想选择
- *Entire front made of toughened glass*
- *Hygienic cleaning*
- *Ideal for pharmaceutical, medical and food industries*

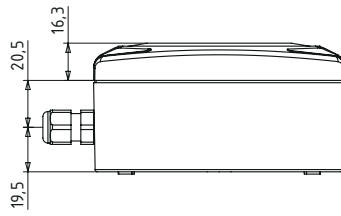
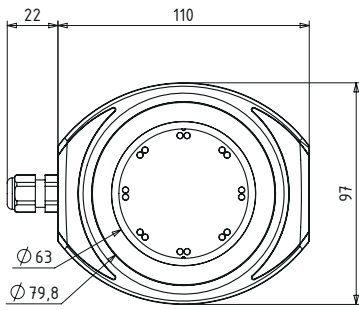


CHT9-Y (铝制外壳)
CHT9-Y (Aluminum housing)



- 坚固的压铸铝壳
- 符合最高设计防护标准
- 连接器M12同样适用

- Robust die-cast aluminum housing
- Meets the highest design requirements
- Also available with connector M12

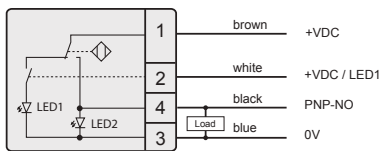


颜色
Colour

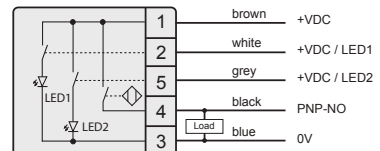


灰色粉末涂层
Grey powder coated

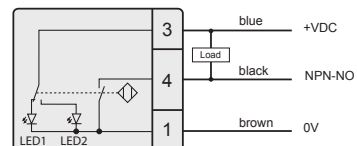
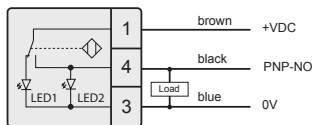
接线图 P (PNP)
Connection diagram P (PNP)



接线图 B (PNP)
Connection diagram B (PNP)



接线图 W (PNP/NPN)
Connection diagram W (PNP/NPN)



以上尺寸单位均为毫米，非等比例绘制。 All dimensions in mm, not to scale

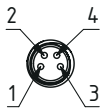
技术参数 (24 V, 20 °C) *Technical data at 24 V and 20 °C*

工作电压 <i>Supply voltage</i>	DC 24 V (16.8...32 V) / DC 12 V (10.8...14 V)
负载电流 <i>Load current</i>	Max. 200 mA
输出 <i>Output</i>	PNP-NO / NPN-NO
输出信号 <i>Output signal</i>	约 300 ms <i>Approx. 300 ms</i>
LED 1	8个绿色LED灯 <i>8 green LEDs</i>
LED 2	8个红色LED灯 <i>8 red LEDs</i>
反向电极保护 <i>Reverse polarity protection</i>	所有导线均有错接保护 <i>Protection of all lines</i>
短接保护 <i>Short-circuit protection</i>	具有短路及过载保护功能 <i>Short-circuit and overload protection</i>
电压降 <i>Voltage drop</i>	电流为200 mA时最大为3 V <i>Max. 3 V at 200 mA</i>
电流消耗 <i>Current consumption</i>	电压为24 V时最大为30 mA <i>Max. 30 mA at 24 V</i>
工作温度 <i>Operating temperature</i>	-30...+80 °C
防护等级 <i>Degree of protection</i>	正面 IP69K <i>Front IP69K</i>
操作方式 <i>Type of operation</i>	电容式 <i>Capacitive</i>
操作所需压力 <i>Operation force</i>	无需任何压力 <i>No operation force required</i>
电气接口 <i>Connection</i>	M8 / JST / 线芯 / 线缆 + AMP 6,3 <i>M8 / JST / strands / cable + AMP 6,3</i>

连接器

Connectors

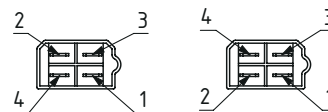
连接器 M8, 4针
Connector M8, 4-pole



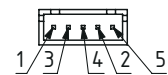
连接器 M8, 5针
Connector M8, 5-pole



连接器 AMP 6.3, 4针
Connector AMP 6.3, 4-pole



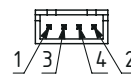
连接器 JST 2.54, 5针
Connector JST 2.54, 5-pole



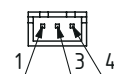
线芯, 200 mm套管
(塑料环箍 DIN 46228
电缆线截面0.25 mm²)

*Strands, 200 mm with ferrules
(Ferrules with plastic collar to DIN 46228
Cable cross section strands 0.25 mm²)*

连接器 JST 2.54, 4针
Connector JST 2.54, 4-pole



连接器 JST 2.54, 3针
Connector JST 2.54, 3-pole





HWT2

感应面积 **16 cm²**
Operating surface 16 cm²





HWT2 扶手杆或墙面安装的下车请求开关

HWT2 STOP REQUEST BUTTON FOR ROD AND WALL MOUNTING


68



实际产品尺寸
Original size

HWT2是世界范围内首个，同时也是目前唯一的电容式下车请求开关。这种开关可同时适用于安装在不同直径的扶手杆（Ø 30, 34, 35 mm）和墙面上。创新的安装系统，使其安装没有可视的螺栓。

The HWT2 from CAPTRON is the first and, so far, only capacitive stop-request button worldwide. This capacitive button is suitable both for mounting on rods of different diameters (30, 34, 35 mm) and mounting on walls. The innovative mounting system enables installation without visible screws.



- **触摸即可激活开关**

高使用舒适度，无需压力

- **多信号反馈**

可通过12个LED灯及蜂鸣器进行视觉和听觉的信号反馈。

- **超长使用寿命**

开关循环可达几亿次(三极管开关输出)。

- **易于操作 (可适用于残疾人)**

彩色环或感应区设有盲文和凸起的箭头。

- **符合TSI-PRM认证 (特定产品)**

依据2008/164/EG条例。

- **Touch Control**

High ease of use, no mechanical pressure required.

- **Feedback**

Visual and acoustic feedback through 12 LEDs and beeper.

- **Durable service life**

More than 100 million operation cycles (transistor output).

- **Accessibility**

Braille and raised chevrons on the housing or sensor area.

- **TSI-PRM certified (depends on model)**

By directive 2008/164/EG.



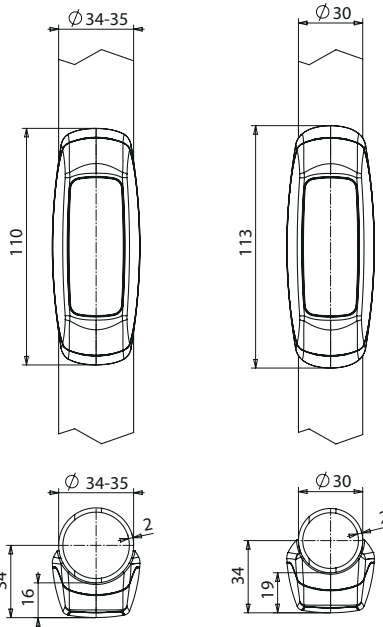
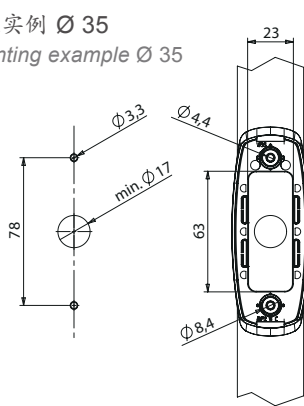
HWT2 扶手杆或墙面安装的下车请求开关

HWT2 STOP REQUEST BUTTON FOR ROD AND WALL MOUNTING

HWT2 (扶手杆安装) HWT2 (Rod mounting)



安装实例 $\varnothing 35$
Mounting example $\varnothing 35$



70

可印制的触觉图标和盲文字符
Possible tactile pictograms and braille characters



表面凸纹“X” 表面凸纹“<>” 盲文“STOP”

表面凸纹“X”可与“<>”或盲文“STOP”的标识进行组合
The relief "X" can be combined with relief "<>" or braille "STOP".

产品拆卸
Dismounting



HWT2-DW CAPTRON
(HWT2-DW 产品拆卸专用工具)
(Special tool HWT2-DW necessary)

PNP PNP - 三极管
PNP - transistor


A 自动

信号音
Signal tone

DY 动态输出
Dynamic

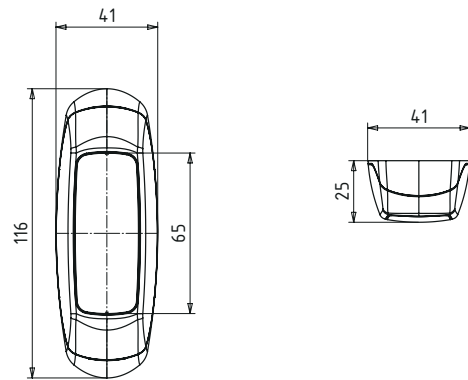
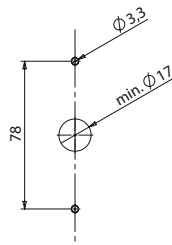
M 手动

可选颜色
Available colours



HWT2-W (墙面安装)

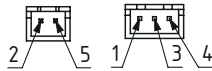
HWT2-W (Wall mounting)



连接器 (2+3针)

Connector (2+3-pole)

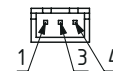
连接器 JST 2.54, 2+3针
Connector JST 2.54, 2+3-pole



连接器 (3针)

Connector (3-pole)

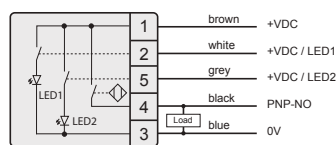
连接器 JST 2.54, 3针
Connector JST 2.54, 3-pole



接线图 B (PNP)

Connection diagram B (PNP)

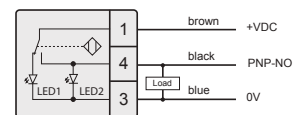
M



接线图 D (PNP)

Connection diagram D (PNP)

A



技术参数 (24 V, 20 °C) Technical data at 24 V and 20 °C

工作电压 Supply voltage	DC 24 V (10...32 V)
负载电流 Load current	200 mA
输出 Output	PNP-NO
最小作业时间 Minimum operation time	约180 ms Approx. 180 ms
输出信号 Output signal	约400 ms Approx. 400 ms
LED 1	6个绿色LED灯 6 green LEDs
LED 2	6个红色LED灯 6 rote LEDs
反向电极保护 Reverse polarity protection	所有导线均有错接保护 Protection of all lines
短接保护 Short-circuit protection	具有短路及过载保护功能 Short-circuit and overload protection
电压降 Voltage drop	电流为200 mA时最大输出为2V Max. 2 V at 200 mA
电流消耗 Current consumption	电压为24 V时最大为15 mA Max. 15 mA at 24 V
操作温度 Operating temperature	-30...+80 °C
防护等级 Degree of protection	外壳 IP40 Housing IP40
操作方式 Type of operation	电容式 Capacitive
操作所需压力 Operation force	无需任何压力 No operation force required
电气接口 Connection	连接器 JST Connector JST
声音反馈 Acoustic feedback	信号音 (仅 M 版本) Signal tone (only M version)

以上尺寸单位均为毫米, 非等比例绘制。 All dimensions in mm, not to scale



HWT3

73

感应表面直径 \varnothing 50 mm
Operating surface \varnothing 50 mm





HWT3 带屏幕显示的下车请求开关，扶手杆安装

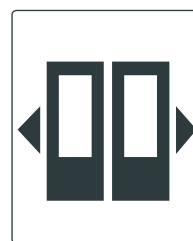
HWT3 STOP REQUEST BUTTON WITH GRAFIC DISPLAY, FOR ROD MOUNTING



产品实际尺寸
Original size



- **触摸即可激活开关**
高使用舒适度，无需压力。
 - **液晶图像显示屏幕**
可显示动态图像/序列：
LCD屏幕分辨率64*72像素。
 - **多信号反馈**
可通过16个LED灯及蜂鸣器进行视觉和听觉的信号反馈。
 - **超长使用寿命**
开关循环可达几亿次(三极管开关输出)。
 - **易于操作（可适用于残疾人）**
彩色环或感应区设有盲文和凸起的箭头。
 - **符合TSI-PRM认证（特定产品）**
依据2008/164/EG条例。
- **Touch Control**
High ease of use, no mechanical pressure required.
 - **Graphic Display**
*Can show up to four moving images / sequences:
LCD module with 64x72 pixel.*
 - **Feedback**
*Visual and acoustic signals through graphic display,
16 LEDs and beeper.*
 - **Durable service life**
More than 100 million operation cycles (transistor output).
 - **Accessibility**
Braille and raised chevrons on sensor area.
 - **TSI-PRM certified (depends on model)**
By directive 2008/164/EG.



LCD-功能

HWT3拥有一个液晶图像显示屏幕，舒适的使用界面使操作更加简单明了。这个按钮能让使用者表达其停车意愿的同时，还能通过液晶图像显示屏获取即时的行车信息。无论这个按钮是作为表达停车意愿，开门按钮使用还是来控制上下车踏板，无论是用在公共汽车还是火车上，它都能为使用者提供无穷的信息。

LCD-Function

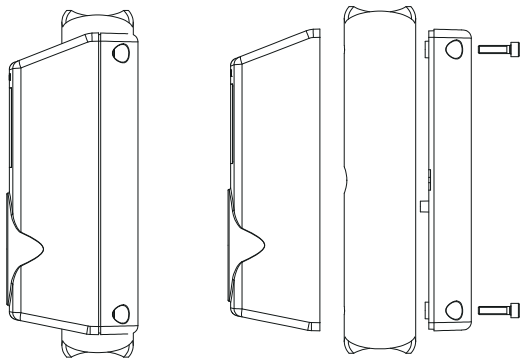
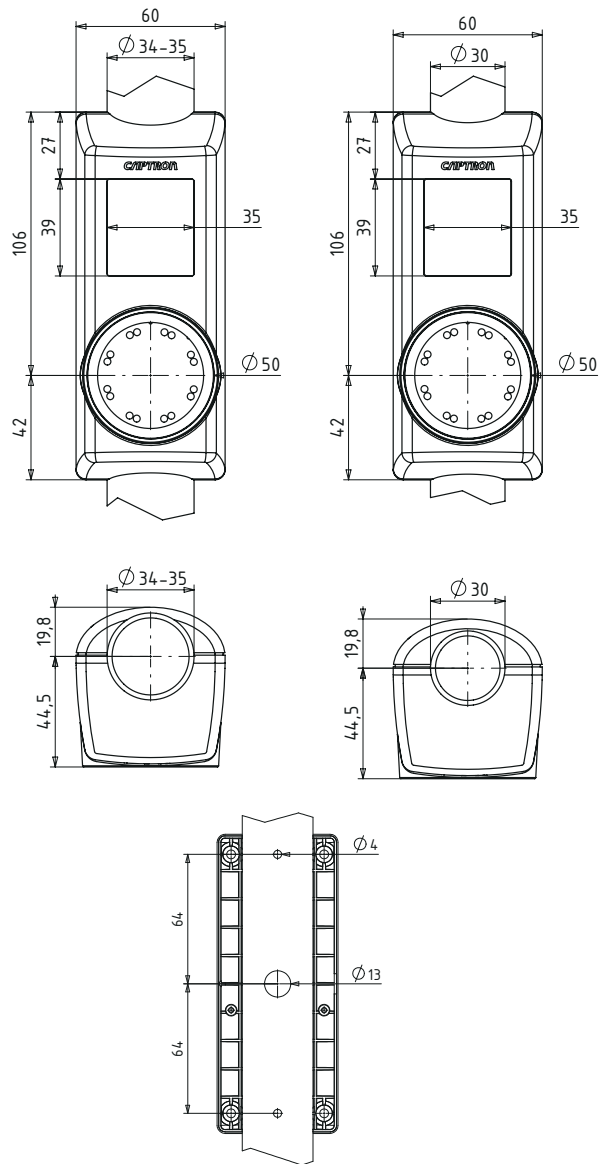
The HWT3 has a graphic display which makes it user friendly and easier to operate. The stop request button allows the appropriate information to be displayed to the user depending on the current status of the route. The passenger receives visual feedback. Whether a request to stop, to open the door, to engage the ramp, etc., in the bus or train, the display possibilities are unlimited.



HWT3 带屏幕显示的下车请求开关，扶手杆安装

HWT3 STOP REQUEST BUTTON WITH GRAFIC DISPLAY, FOR ROD MOUNTING

HWT3 (标准产品)
HWT3 (Standard)



76

PNP PNP - 三极管
PNP - transistor

 信号音
Signal tone

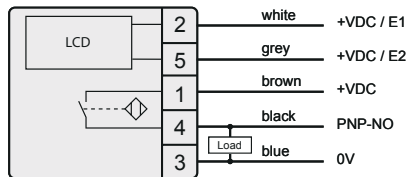
DY 动态输出
Dynamic

可选颜色
Available colours



LCD 功能 LCD function	
序列 A Sequence A	VDC
序列 B Sequence B	VDC + E1
序列 C Sequence C	VDC + E2
序列 D Sequence D	VDC + E1 + E2

接线图
Connection diagram




连接器 JST
Connector JST



技术参数 (24 V, 20 °C) Technical data at 24 V and 20 °C

工作电压 Supply voltage	DC 24 V (DC 16,8...32 V)
负载电流 Load current	Max. 400 mA
输出 Output	PNP-NO
输出信号 Output signal	约300 ms Approx. 300 ms
LED 1	8个绿色LED灯 8 green LEDs
LED 2	8个红色LED灯 8 rote LEDs
反向电极保护 Reverse polarity protection	所有导线均有错接保护 Protection of all lines
短接保护 Short-circuit protection	具有短路及过载保护功能 Short-circuit and overload protection
电压降 Voltage drop	电流为400 mA时最大为3 V Max. 3 V at 400 mA
电流消耗 Current consumption	电压为24 V时最大为60 mA Max. 60 mA at 24 V
操作温度 Operating temperature	-30...+80 °C
防护等级 Degree of protection	外壳 IP20 Housing IP20
操作方式 Type of operation	电容式 Capacitive
操作所需压力 Operation force	无需任何压力 No operation force required
电气接口 Connection	连接器 JST Connector JST


可显示内容范例
Example sequences





可选功能及配件























OPTIONS AND ACCESSORY



产品选型表
Overview of options and functions


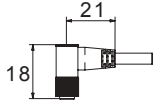

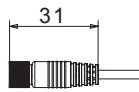

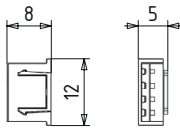
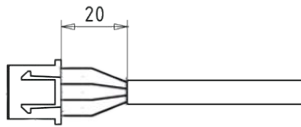

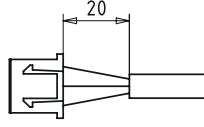

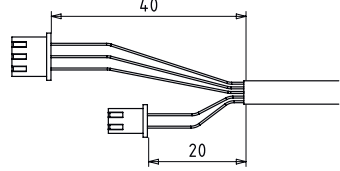

		CHT1	CHT3	CHT4	CHT5	CHT51	CHT6	CHT61	CHT7	CHT9	HWT2	HWT3
安装 Mounting	螺钉安装 Screw mounting											
	22,5 mm 开孔 22,5 mm hole pattern	●	●									
	30 mm 开孔 30 mm hole pattern	●										
	螺栓 65 mm Bolt circle 65 mm		●									
	螺栓 76 mm Bolt circle 76 mm			●								
	螺杆长 (Ø 30, 34, 35 mm) Rod mounting (Ø 30, 34, 35 mm)										●	●
	墙面安装 Wall mounting										●	
粘贴式安装 Adhesive mounting				●	●	●	●	●	●			
LED 功能 LED function	全自动	●		●							●	
	半自动	●	●	●	●	●	●	●	●	●		●
	手动	●	●	●							●	
开关输出 Switch	静态 Static	●	●									
	动态 Dynamic		●	●	●	●	●	●	●	●	●	●
	触发	●										
连接件 Connection	AMP		●	●						●		
	JST	●	●	●	●	●	●	●	●	●	●	●
	M8	●	●	●						●		
	导线 + M8接头 Cable + M8	●	●									
	导线 + M12接头 Cable + M12	●	●									
	线芯 Strands	●	●	●						●		
	接线盒 Terminal block	●										

产品选型表 Overview of options and functions

		CHT1	CHT3	CHT4	CHT5	CHT51	CHT6	CHT61	CHT7	CHT9	HWT2	HWT3	
塑料外环颜色 Colours plastics	RAL 5015 			●	●	●	●	●	●	●			
	RAL 5017 		●	●							●	●	
	RAL 6024 		●	●	●	●	●	●	●	●	●	●	
	RAL 3020 		●	●	●	●	●	●	●	●	●	●	
	RAL 1023 		●	●	●	●	●	●	●	●	●	●	
	RAL 9016 			●									
	RAL 7035 		●										
	RAL 7042 			●	●	●	●	●	●	●			●
	RAL 7043 			●								●	
	RAL 9017 		●	●	●	●	●	●	●	●	●	●	●
金属外环颜色 Colours metals	不锈钢 Stainless steel 	●											
	原色氧化铝 Aluminum nature 	●											
	黑色氧化铝 Aluminum black 	●											
	泰坦银 Titan silver 								●				
LED1 / LED2	绿色 Green 	●	●	●	●	●	●	●	●	●	●	●	
	*蓝色 *Blue 	●	●	●			●	●	●	●	●	●	
	红色 Red 	●	●	●	●	●	●	●	●	●	●	●	
	黄色 Yellow 	●	●	●						●			
	*白色 *White 	●											
安装结构 Frame	6° 				●	●	●	●	●	●			
	10° 				●	●	●	●	●	●			
	30° 				●	●	●	●	●	●			
反馈 Feedback	声音 Signal tone		●	●						●	●	●	
	震动 Vibration			●					●	●			
输出 Output	PNP	●	●	●	●	●	●	●	●	●	●	●	
	NPN	●		●						●			
	继电器 Relay	●											


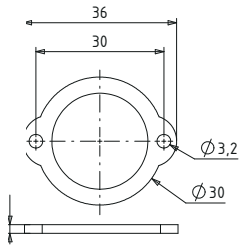
*并非所有的LED颜色都能与其结合 *Not all LED colours can be combined with each other

连接器
Connectors

		产品型号 Part-No.	产品描述 Description		产品图例 Drawing
M8		TKW-40-2	2 m	4线, 弯头 4-wire, angled	
		TKW-40-5	5 m		
		TKW-50-2	2 m	5线, 弯头 5-wire, angled	
		TKW-50-5	5 m		
		TKG-40-2	2 m	4线, 直头 4-wire, straight	
		TKG-40-5	5 m		
		TKG-50-2	2 m	5线, 直头 5-wire, straight	
		TKG-50-5	5 m		
JST		CHT-46	压合端子+外壳 包装: 10个一套 Crimp contacts + housing Packaging unit: 10 pcs.		
		CHT-46-1	1 m	4针, 防变形 4-pole, inflection resistant	
	CHT-46-2	2 m			
	CHT-46-3	3 m			
	CHT-46-5	5 m			
		CHT-36-3	3 m	3针, 防变形 3-pole, inflection resistant	
		CHT-36-5	5 m		
		HWT-326-3	3 m	3+2针, 防变形 3+2-pole, inflection resistant	
		HWT-326-5	5 m		
	AMP		CHT-41	压合端子+外壳 包装: 10个一套 Crimp contacts + housing Packaging unit: 10 pcs.	


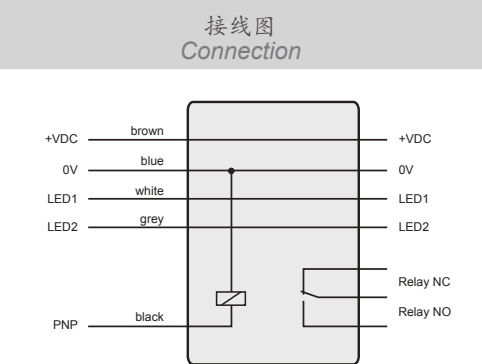
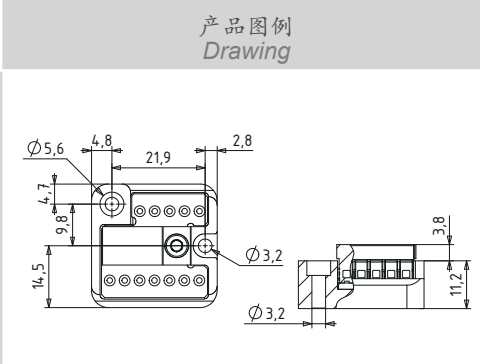
以上尺寸单位均为毫米, 非等比例绘制。 All dimensions in mm, not to scale

配件 Accessory

		产品型号 Part-No.	产品描述 Description	产品图例 Drawing
CHT1		CHT1-锁定环	CHT1-1#X型开关 可选安装配件 Optional mounting accessory for CHT1-1#X	

83

继电器组件 Relay module

		接线图 Connection	产品图例 Drawing
CRM1-RW			



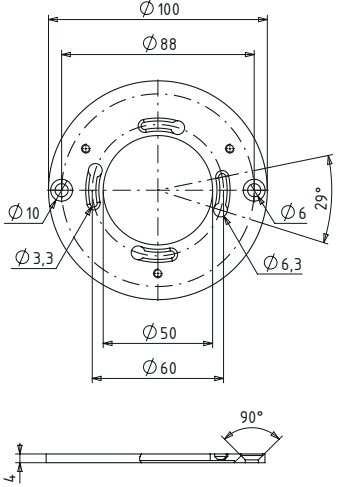



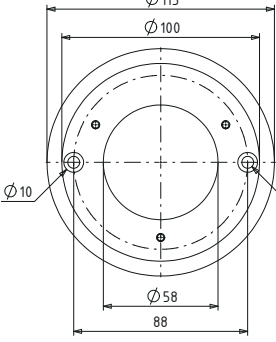
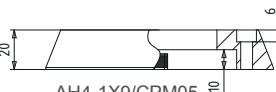
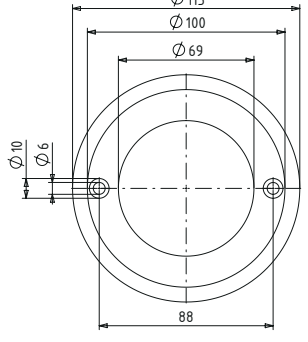




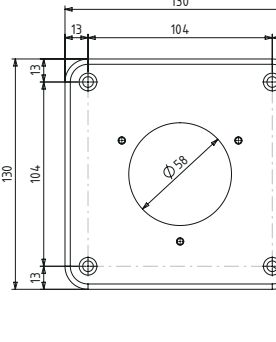

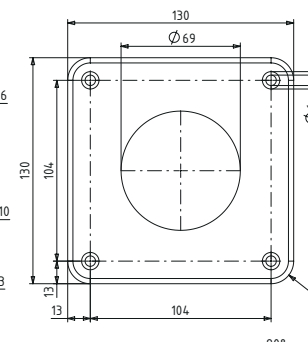

技术参数 Technical data

20 °C环境中的工作电压范围 Operating voltage range at 20 °C	DC 24 V (18...36 V)
开关电压 Switching voltage	Max. 30 V / 1 A
组件横截面 Conductor cross section	Max. 1.5 mm ²



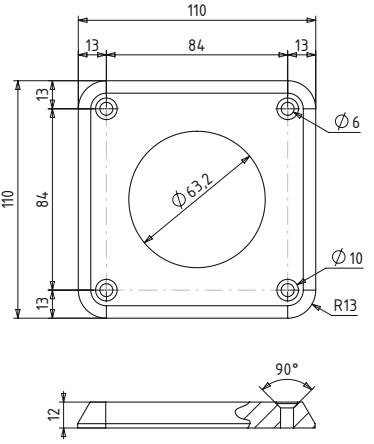



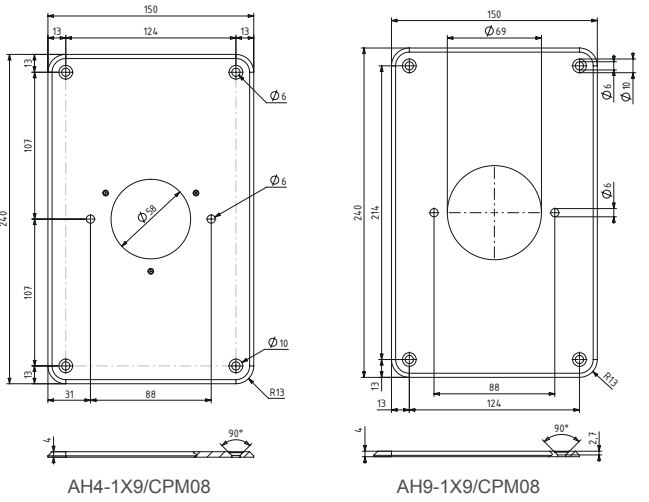

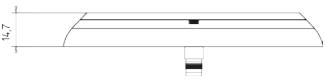
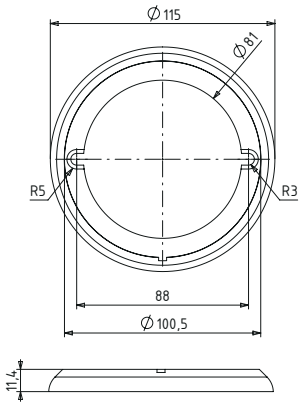
以上尺寸单位均为毫米，非等比例绘制。 All dimensions in mm, not to scale

CHT4及CHT9的安装配件

MOUNTING SUPPORT FOR CHT4 AND CHT9

	产品型号 Part-No.	产品描述 Description	产品图例 Drawing
<p>CPM04-02</p> 	<p>CHT4: AH4-1X9/CPM04-02</p>	<p>表面氧化的铝制外环 其他可选材质：不锈钢 Aluminium-anodized Option: Stainless steel</p>  <p>搭配 CHT4 with CHT4</p>	
<p>CPM05</p> 	<p>CHT4: AH4-1X9/CPM05 CHT9: AH9-1X9/CPM05</p> <p>表面氧化的铝制外环 其他可选材质：不锈钢 Aluminium-anodized Option: Stainless steel</p>  <p>搭配 CHT4 with CHT4</p>  <p>搭配 CHT9 with CHT9</p>	 <p>AH4-1X9/CPM05</p> 	 <p>AH9-1X9/CPM05</p> 
<p>CPM06</p> 	<p>CHT4: AH4-1X9/CPM06 CHT9: AH9-1X9/CPM06</p> <p>表面氧化的铝制外环 其他可选材质：不锈钢 Aluminium-anodized Option: Stainless steel</p>  <p>搭配 CHT4 with CHT4</p>  <p>搭配 CHT9 with CHT9</p>	 <p>AH4-1X9/CPM06</p> 	 <p>AH9-1X9/CPM06</p> 

以上尺寸单位均为毫米，非等比例绘制。 All dimensions in mm, not to scale

	产品型号 Part-No.	产品描述 Description	产品图例 Drawing
CPM07	<p>CHT4: AH4-1X9/CPM07</p> 	<p>表面氧化的铝制外环 其他可选材质: 不锈钢 Aluminium-anodized Option: Stainless steel</p>  <p>搭配 CHT4 with CHT4</p>	
CPM08	<p>CHT4: AH4-1X9/CPM08 CHT9: AH9-1X9/CPM08</p> 	<p>表面氧化的铝制外环 其他可选材质: 不锈钢 Aluminium-anodized Option: Stainless steel</p>  <p>搭配 CHT4 with CHT4</p>  <p>搭配 CHT9 with CHT9</p>	 <p>AH4-1X9/CPM08</p> <p>AH9-1X9/CPM08</p>
CPM09	<p>CHT9: AH9-1X9/CPM09</p> 	<p>表面氧化的铝制外环 其他可选材质: 不锈钢 Aluminium-anodized Option: Stainless steel</p>  <p>搭配 CHT9 with CHT9</p>	

常用的表面图标示例 (图标可根据客户要求定制)

Examples for possible symbols (Other symbols available on request)

 H	 10	 205	 204	 28
 85	 86	 42	 29	 64
 36	 32	 22	 23	 140
 100	 219	 222	 40	 31
 V15	 V23	 V20	 V26	 V30

 76	 44	 268	 269	 38
 112	 65	 71	 83	 101
 67	 11	 12	 24	 185
 90	 R	 46	 62	 63
 70	 73	 43	 45	 49
 75	 93	 74	 K	 48

Version 1.4.2

HQ / Sales Germany
CAPTRON Electronic GmbH

Johann-G.-Gutenberg-Str. 7
D - 82140 Olching
Fon: +49 (0)8142 - 44 88 - 0
Fax: +49 (0)8142 - 44 88 - 100
info@captron.com

www.captron.com

亚洲销售中心
凯本隆电子（苏州）有限公司

苏州工业园区星汉街5号B幢
1楼12/13单元
电话: +86 (0)512 - 6767 80 - 45
传真: +86 (0)512 - 6767 80 - 47
sales@captron.cn

www.captron.cn

Sales Asia
CAPTRON Electronic Co., Ltd.

Xing Han Street 5, Block B, 1st Floor Unit 112 / 3
CN - 215021 Suzhou Industrial Park
Fon: +86 (0)512 - 6767 80 - 45
Fax: +86 (0)512 - 6767 80 - 47
info@captron.cn

www.captron.cn

CAPTRON